



221 Joubert Street, Rustenburg, E-mail: [news@platinumweekly.co.za](mailto:news@platinumweekly.co.za)

# PLATINUM WEEKLY



Verified Print Quantity 25 000 newspapers per week

[www.platinumweekly.co.za](http://www.platinumweekly.co.za) | Find us on @ Platinum Weekly Newspaper

9 JUNE 2023



The #Mzansi1 team boarding their flight to Canada.

**Rustenburg/SA** – Rustenburg's very own WOF firefighters Ntefo Motepe and Ernest Masike and 13 firefighters from the North West joined South Africa's #Mzansi1 team to go and fight fires in Canada. The 200 strong firefighting team named #Mzansi1, and 15

managers from the Department of Forestry, Fisheries, and the Environment's Working on Fire Programme (WOF) departed from South Africa on Saturday 3 June 2023 on a firefighting mission to the province of Alberta in Canada. **Read more on page 6.**

CHECK OUT THE LATEST DEALS INSIDE

**FOOD LOVER'S MARKET**

**FOOD TOWN HYPER**

**THREE STAR POWERTRADE**

## AFRI READYMIX

### RUSTENBURG & BOSHOEK

Deliver high strength concrete at all times

**ECONOMICAL MIX**  
A low cost concrete mix.

**APPLICATION BRANDS**  
Pump mix, Column mix, Normal Concrete mix.

**SPECIALITY BRANDS**  
Poolmix, Hydrafil.

**CUSTOMISED MIXES**  
Concrete mixes designed to meet customer specific requirements.

**HAVE A LARGE PROJECT?**

- We own 14 Readymix trucks.
- We have 400 000 litres of water in storage, back-up front end loaders and generators.
- Depending on distance from the plant, we can load up to 700m<sup>3</sup> of concrete per day.

014 008 5251/2 BOS / 014 008 5051/2 RTB | [sales@afrireadymix.co.za](mailto:sales@afrireadymix.co.za) | 16 Cobalt St Zinniville Rustenburg | Portion 92 Boshhoek J103 | [www.afrireadymix.co.za](http://www.afrireadymix.co.za)

## WE SELL SOLUTIONS

We don't want to just sell you a product.  
It must be the solution that you need.

ACDC Express Rustenburg  
014 050 0999  
Cnr Oliver Tambo & Beyers Naude Drive,  
Cashan, Rustenburg, 0299


ACDC Express Brits  
012 880 2767  
Magalies Hills Shopping Centre,  
Cnr Hendrik Verwoerd & De Boer Street, Brits, 0250

# RIPPLE EFFECT AFTER FATAL STABBING OF LEARNER

**Rustenburg** – A 19-year-old suspect was arrested on Friday 2 June 2023 in connection with a fatal stabbing at the taxi rank. The 18-year-old victim, Lethabo Sibanda was a learner at the *Hoër Tegniese Skool* in Rustenburg. Blessing Dintle Tladi, who is accused of murder and attempted murder, was remanded in police custody when he appeared before the Rustenburg Magistrates' Court on Monday 5 June. Dintle is accused of stabbing Sibanda to death and injuring another youngster during an altercation. The two victims attended the same school. Police spokesperson captain Sam Tselanyane said the case was postponed to Monday 12 June for a formal bail application. Tselanyane said police received a complaint of a stabbing at the Rustenburg taxi rank at approximately 15:45 on 2 June. Upon arrival, people were gathered around the victim's motionless body which was covered with a blanket. "Preliminary investigations revealed that the victim was stabbed with a sharp object in his throat. According to bystanders, the victim was a learner from a high school in Rustenburg and he allegedly fought with another pupil from another school who in turn recruited a group of other learners to attack the victim's group," Tselanyane said. A fight ensued between the two groups after they had gathered at the taxi rank, leading to the stabbing of the 18-year-old learner. "He was later certified dead at the scene," Tselanyane said. Another learner, who was also allegedly stabbed by Tladi, was transported to a local hospital by Emergency Medical Rescue Services (EMRS). Police caught up with the 19-year-old suspect after he had fled the scene and arrested him. Police are still investigating the incident. Videos of fights breaking out at the victims' school spread like wildfire on social media on Wednesday 7 June. The incident has left learners restless and has placed school authorities on alert. "The school should rather be closed by the department until things have calmed down," a worried parent told *Platinum Weekly*. Lethabo Sibanda's family is determined to seek justice for their beloved son, a vibrant 18-year-old who had a promising future. We extend our sincerest condolences to his family and friends during this difficult time.



Join us, while mourning the enormous loss and loving life of the late Gavin Meyer (81) who passed away Monday 29 May 2023. His funeral service took place on Saturday 3 June at 11:00 on the family plot situated on the Donkerhoek road next to Hedgehog's Nest. For more information contact Cobus op 081 379 8919 or Wilna op 074 200 2687 at Econo Funerals. A Service with love and dignity through Econo Funerals.



Ons onthou met liefde die wyle Ouma Griet Naude oorlede op Maandag 5 Junie 2023 (twee maande voor sy 103 oud sou word). Ouma Griet se roudiens het plaasgevind op Woensdag 7 Junie 2023 om 15:00 vanuit die Kapel te Sonskyn Aftreeoord, Koorsboomstraat, Rustenburg. Vir meer navrae skakel Cobus op 081 379 8919 of Wilna op 074 200 2687 by Econo Begrafnisdienste. 'n Diens met liefde en waardigheid deur Econo Begrafnis en Verassingdienste.



Ons onthou met liefde die wyle Annetjie Le Roux (79) oorlede op Saterdag 3 Junie 2023. Ons groet haar Vrydag 9 Junie 2023 om 11:00 vanuit die Kapel te *Sugarbush Hill Country Cottages* Plot 70, Rietfontein, Rustenburg, Kroondal, 0350. Vir meer navrae skakel Cobus op 081 379 8919 of Wilna op 074 200 2687 by Econo Begrafnisdienste. 'n Diens met liefde en waardigheid deur Econo Begrafnis en Verassingdienste.



Ons onthou met liefde die wyle Kobus Oosthuizen (54) oorlede op Maandag 5 Junie 2023. Op versoek van die familie sal sy lewe op 'n latere stadium gevier word. Vir meer navrae skakel Cobus op 081 379 8919 of Wilna op 074 200 2687 by Econo Begrafnisdienste. 'n Diens met liefde en waardigheid deur Econo Begrafnis en Verassingdienste.

In remembrance



Ons onthou met liefde die wyle Chris Diedericks (85) oorlede op Sondag 4 Junie 2023. Ons groet hom Maandag 12 Junie om 11:00 vanuit die Hervormde Kerk Rustenburg Suid Gemeente 153 Kockstraat. Vir meer navrae skakel Cobus op 081 379 8919 of Wilna op 074 200 2687 by Econo Begrafnisdienste. 'n Diens met liefde en waardigheid deur Econo Begrafnis en Verassingdienste.



Ons onthou met liefde die wyle Sonja Coetzee (54) oorlede op Maandag 5 Junie 2023. Haar roudiens vind plaas Vrydag 9 Junie om 14:30 vanuit die kapel by Sonskyn Aftreeoord. Vir meer navrae skakel Cobus op 081 379 8919 of Wilna op 074 200 2687 by Econo Begrafnisdienste. 'n Diens met liefde en waardigheid deur Econo Begrafnis en Verassingdienste.



Ons onthou met die liefde wyle Gordon (Donnie) Le Grange (62) oorlede op Dinsdag 6 Junie 2023. Sy roudiens vind plaas Maandag 12 Junie om 14:00 vanuit die kapel by Sonskyn Aftreeoord. Vir meer navrae skakel Cobus op 081 379 8919 of Wilna op 074 200 2687 by Econo Begrafnisdienste. 'n Diens met liefde en waardigheid deur Econo Begrafnis en Verassingdienste.

## Placing an obituary

Announcing the death of a family member is a time-honoured tradition as life should be celebrated and never forgotten. To help you to celebrate the life of your loved one and share details about the upcoming funeral, place an obituary in our newspaper, free of charge. You can include the date of death, details about their life and surviving family members. You can also write a special message, a poem or a prayer. Please include a photo and the date, time and place of the memorial service.

If you would like to place an obituary in *Platinum Weekly / Platinum Bushvelder*, send the information via WhatsApp to 072 482 6871 or email [news@platinumweekly.co.za](mailto:news@platinumweekly.co.za) / [news@platinumbushvelder.co.za](mailto:news@platinumbushvelder.co.za).



RUSTENBURG KEYHOLE CC T/A THE KEYHOLE

CUT AND PROGRAM ALL KEYS TO VEHICLES AND DUPLICATES.

### RUSTENBURG BRANCHES

117 Pres. Mbeki Drive | Tel: 014 592 2921  
NUMBER PLATES MADE WHILE YOU WAIT  
c/o 180b Pres. Mbeki and Marais street  
Tel: 014 050 0921  
Email: [admin@thekeyhole.co.za](mailto:admin@thekeyhole.co.za)

EMERGENCY NUMBERS:  
082 453 8761 | 082 339 7066

### POTCHEFSTROOM BRANCH

32 A James Moroko Drive | Tel: 018 294 5799  
Email: [potchsales@thekeyhole.co.za](mailto:potchsales@thekeyhole.co.za)

EMERGENCY NUMBERS:  
082 453 8761 | 082 453 8761



- KEY CUTTING & CODING • IGNITION & DOOR LOCK REPAIRS
  - NEW KEY CASING • REPLACEMENT LOCKS
  - ALL SAFE WORK • OPENING OF VEHICLES
  - STANDARD LOCKSMITH SERVICES
- NORMAL TRADING HOURS

## AR & H SPRINGS

### CONTACTS:

Hannes/ Anje  
014 596 5633  
014 596 5708

57 Molen Street,  
Rustenburg

### SERVICES:

- Springs on Vehicles, Trailers & Trucks
- Resetting of Coil Springs
- Rebuilding, Resetting & Replacing of Leaf Springs

### ALSO:

- Compression Springs
- Tension Springs
- Torsion, Extended & Double Torsions Springs



**FOOD TOWN HYPER RUSTENBURG**  
TRANS Shopping Mall  
PROMOTION VALID 08 - 14 JUNE 2023

**Combo Deal!**

**SASKO**  
CAKE  
WHEA FLOUR  
FULL CREAM MILK  
BUY ALL FOR **R399**

White Star Maize Meal 10kg+Sasko Cake Flour 10kg+Excella Oil 2lt+ Unity UHT Long Life Milk 6x1lt

**Fresh Market Deals!**

|                   |                      |                       |                      |                  |                      |
|-------------------|----------------------|-----------------------|----------------------|------------------|----------------------|
| Beef Stew Bone-in | 79 <sup>99</sup> /kg | Traditional Boerewors | 89 <sup>99</sup> /kg | On Liver         | 49 <sup>99</sup> /kg |
| Chicken Feet      | 44 <sup>99</sup> /kg | Oranges               | 26 <sup>99</sup> /kg | Potatoes (Large) | 84 <sup>99</sup> /kg |
| Tomatoes 1kg      | R30                  | Cabbage Head          | BUY BOTH FOR R30     | Bananas          | 9 <sup>99</sup> /kg  |

CNR FATIMA BHAYAT & KLOPPER STREET, RUSTENBURG. TEL: 014 597 4282

**PRICE LOCK SAVINGS!**  
BIGGER SAVINGS BETTER LIVING

|                          |                  |  |                  |
|--------------------------|------------------|--|------------------|
| RAINBOW Chicken Portions | 72 <sup>99</sup> | Douglasdale Mixed Cream/Fresh Milk 2lt | 27 <sup>99</sup> |
| RAINBOW Mixed Portions   | 72 <sup>99</sup> | Top Layer Eggs 18's                    | 34 <sup>99</sup> |
| RAINBOW Mixed Portions   | 72 <sup>99</sup> | 18 LARGE EGGS                          | 34 <sup>99</sup> |
| RAINBOW Mixed Portions   | 72 <sup>99</sup> | BUY 4 FOR R32 (EACH)                   |                  |
| RAINBOW Mixed Portions   | 72 <sup>99</sup> | BUY 4 FOR R30 (EACH)                   |                  |
| RAINBOW Mixed Portions   | 72 <sup>99</sup> | BUY 4 FOR R18 (EACH)                   |                  |
| RAINBOW Mixed Portions   | 72 <sup>99</sup> | BUY 4 FOR R130                         |                  |
| RAINBOW Mixed Portions   | 72 <sup>99</sup> | BUY 4 FOR R130                         |                  |
| RAINBOW Mixed Portions   | 72 <sup>99</sup> | BUY 4 FOR R130                         |                  |
| RAINBOW Mixed Portions   | 72 <sup>99</sup> | BUY 4 FOR R130                         |                  |

Scan our QR Code to Access All Our Promotions On Our Facebook Page

# THE BEST IN FRESH, GUARANTEED



**AS SEEN ON TV**  
Avocado Boxes  
**R59** each



**AS SEEN ON TV**  
Orange Pockets  
**R29** each



**AS SEEN ON TV**  
Stewing Beef  
**69<sup>99</sup>** per kg

QUANTITY MAY VARY



**Pineapples**  
**2 FOR R25**



**Avocados**  
**3 FOR R25**



**Soup Packs**  
**19<sup>99</sup>** each



**Tomato Thriftpacks 1 kg**  
**2 FOR R35**



**Cabbages**  
**2 FOR R30**



**Red Sweet Potatoes**  
**9<sup>99</sup>** per kg



**Naartjie Thriftpacks 1 kg**  
**2 FOR R25**



**Granny Smith, Kanzi, Braeburn or Fuji Apple Econopacks 1.5 kg**  
**19<sup>99</sup>** each



**Green Pepper Thriftpacks 4s**  
**2 FOR R35**



**Lemon Thriftpacks 1 kg**  
**3 FOR R35**

**BAKERY & HOT FOODS**



**Cocktail Sausage Rolls**  
**6 FOR R20**



**Savoury Rolls**  
**4 FOR R20**



**Mini Milk Tarts**  
**4 FOR R20**



**Queen Cakes**  
**8 FOR R20**



**Mini Pies**  
**3 FOR R20**



**Rib or Crumbed Chicken Burgers**  
**R20** each



**Breakfast Buns**  
**R20** each



**Boerewors Rolls**  
**R20** each

**BUTCHERY**



**Crumbed Chicken Burger Patties 80 g**  
**4 FOR R20**



**Boneless Pork Braai Rashers 100 g**  
**2 FOR R20**



**Beef Burger Patties 100 g**  
**2 FOR R20**



**Oukraal Wors 100 g**  
**2 FOR R20**



**Fresh Whole Chicken**  
**49<sup>99</sup>** per kg



**Extra Lean Beef Mince**  
**99<sup>99</sup>** per kg



**Pork Belly Espetadas 500 g**  
**R50** each



**Beef Biltong & Droëwors**  
**249<sup>99</sup>** per kg

LENASIA BUTCHERY & STORE ARE STRICTLY HALAAL & NIHT-CERTIFIED. NO PORK PRODUCTS SOLD IN-STORE.

## FOOD LOVER'S MARKET

SPECIALS VALID UNTIL SUNDAY 11 JUNE 2023

AVAILABLE AT SELECTED FOOD LOVER'S MARKET STORES IN THE INLAND REGION: GAUTENG, LIMPOPO, NORTH WEST, MPUMALANGA, FREE STATE, AND NORTHERN CAPE. EXCLUDING FOOD LOVER'S MARKET KIMBERLEY, SHOWGATE & FOOD LOVER'S EATERY THE MARC, BRAAMFONTEIN, BANK CITY AND ROSEBANK.

ACTUAL PRODUCTS ON OFFER MAY DIFFER FROM VISUALS SHOWN, AS THESE ARE SERVING SUGGESTIONS ONLY • HAMILTONS ADVERTISING • NO HAWKERS • NO TRADERS • WE RESERVE THE RIGHT TO LIMIT QUANTITIES • E&OE

THE BEST  
IN FRESH  
GUARANTEED!



## CLAMP DOWN ON DRUGS AND ILLEGAL ALCOHOL

**Brits** – A 32-year-old man was arrested in De Wildt near Brits on Thursday 1 June 2023 for possession and dealing in drugs. Riaan Spies was nabbed after police discovered drug manufacturing equipment, chemicals, computer equipment and about 4,000 ecstasy tablets in his possession. “He was arrested during a multidisciplinary and crime intelligence driven operation after the team executed a search warrant,” said police spokesperson brigadier Sabata Mokgwabone. Spies appeared before the Brits Magistrate Court on 2 June. He will be back in the same court on 9 June and is expected to apply for bail. In a separate incident, Rustenburg Crime Intelligence, Rustenburg K9, Public Order Police (POP) and detectives swooped in on illegal liquor outlets in Bokamoso on 2 June. “The team raided and shut down three illegal liquor outlets and confiscated liquor worth R58,525,000 and other shebeen operating equipment,” Mokgwabone said.



Liquor was confiscated from outlets selling illegal liquor in Bokamoso.



Police discovered drug manufacturing outlets during a raid in De Wildt near Brits.

## WATER SHORTAGES SPARK PROTESTS

**Rustenburg** – People living in Geelhout Park staged a protest on Friday 2 June along the R108 and Dr. Moroka road over water shortages. Solomon Moshima told *Platinum Weekly* that community members burnt tyres on the road and called for an end to the water shortages. “There has been a serious water shortage for the past two weeks now,” Moshima, resident of Geelhout Park, said, “We are paying for water services, so it’s unacceptable that we have a shortage that goes on for such a long time,” he added. Elsabe Augoustides, another Geelhout Park resident, said that there have been water shortages in the area for the past two years. “Sometimes the water supply is restored, only for a couple of hours, and then there is no water again. Our houses are being devalued by these continuous water challenges,” Augoustides said. Ward 16 councillor Johan Cronje added: “In the last 4 years, I have handed in petitions to both the Rustenburg Local Municipality and Parliament. I have involved the Department of Water and Sanitation on both water and sanitation issues that are left for inordinate amounts of times unattended. I have also approached the human rights commission. Unfortunately, RLM have not reacted to any of these steps.” Efforts to get a comment from the municipality on what steps they are taking to resolve the challenge were unsuccessful at the time of going to print.



## Fire at retirement home

**Brits** – The residents of Sonop Old Age home in Madibeng survived a fire that erupted in the independent living unit on Monday 5 June 2023 at around 10:30. Nobody was injured by the inferno. Personnel from the Department of Social Development who were on duty worked hard to put out the fire. Thirty-four residents were safely evacuated from danger. North West Department of Social Development spokesperson Petrus Siko said police are investigating the causes of the fire. “Six officials who were reported to have inhaled smoke were rushed to a nearby hospital to receive medical treatment and were discharged later in the afternoon,” Siko said. “As a department, we are pleased that no injuries or fatalities were reported during this incident. Our social workers will continue to provide psychosocial support in the form of counselling to the elderly including all our staff members at this facility,” he added.



## FOUR IN HOT WATER OVER COUNTERFEIT GOODS

**Rustenburg** – Four people were each fined R1,500 on Monday 29 May 2023 for dealing in counterfeit goods during a crackdown by the police. Police spokesperson captain Sam Tselanyane said an operation targeting shops located at City Square Shopping Centre and Rustenburg Mall succeeded in flushing out the four. The operation involved the Provincial Commercial Crime Investigation Unit (CCIU), Rustenburg Crime Intelligence (CI), South African Revenue Services (SARS), customs personnel and law firms. “During a search, counterfeit goods ranging from clothing, shoes, jewellery, perfumes, and handbags were confiscated. Some of the owners fled and abandoned their shops during the raid,” Tselanyane said.

“The four were each issued with a fine of R1,500. The estimated value of all confiscated goods is about R14 million,” Tselanyane added.



The counterfeit goods were confiscated by the police.



RUSTENBURG  
SMELTER

A  
GLENCORE MERAPE VENTURE  
Operation

Pre-Qualifying Tender  
Notification

**Tender Name: Load and Haul Slag for Buttress Construction**  
**Tender Number: 22/RTB/03/OH/DD/CB-01**

Interested parties are invited to submit their company profiles and the additional information (as listed below) for consideration by Rustenburg Smelter as part of the pre-qualifying tender process.

The scope of the services required include:

- Loading and hauling of approximately 240 000 tons slag over approximately 2.2km
- To do this work over the required time of maximum 4 months at least two Front End Loaders, six 20 tonne dumpers and a 18 000 liter water cart will be required

Companies with the acceptable profiles/credentials, which adhere to the pre-qualification standards as specified below, will be formally invited to participate in a tender process.

Submissions **must** include the following:

- Company Profile which includes a list of owned fleet and previous similar experience
- Company Registration Certificates, Physical Address of Business Offices, and all Director`s proof of residence
- Description of the company`s shareholding/ ownership structure, BEE & BBBEE status (certificate from SANAS accredited verification agency or Sworn Affidavit).
- Valid Letter of Good Standing
- Valid Tax Clearance Certificate
- Valid Public Liability Insurance

If the company does not comply with any of the above requirements, please clearly indicate how the above requirements will be met.

**The closing date and time for submission of company profiles is 22 June 2023 at 12pm**  
**No Late Submissions will be accepted.**

**Company profiles must be submitted in a sealed envelope, marked with the**

- Company Name
- Tender Name and Number
- Closing date and time

**Company Profiles must be submitted in the tender box at:**

Glencore Rustenburg Smelter  
Admin Building (Reception)  
44 Vanadium Street  
0299

**Enquiries:** All communication to be sent by email only to **Obakeng.Huma@glencore.co.za**

## Beware of ATM pests

**Rustenburg** – Reports of attempted human trafficking at ATMs at the Caltex garage situated at the Buffelspark Centre in Buffelspoort have been circulating. However, *Platinum Weekly* communicated with the garage owner Linkie Staegemann on Monday 5 June 2023, who said that no such attempts were witnessed. “ATM users are targeted at the centre, especially during month-end and on Fridays,” said Linkie, “We are currently communicating with the banks to increase safety measures for our clients. Extra cameras will be added, and we aim to move the ATMs closer together away from the parking area so that access can be better controlled. We are also aiming to add panic buttons which clients can use in case of an attempted robbery.” According to Linkie, there was wat appeared to be a personal altercation at an ATM on 27 May where a man got into a scuffle with another. On 30 May another incident occurred where an ATM user’s card was taken by a perpetrator. However, camera footage shows no signs of attempted trafficking. Unfortunately, ATM crimes are abundant almost everywhere. It should be noted that caution should be always exercised when using an ATM, regardless of the location, as ATM users are frequent targets.

- return at a different time.
- Make sure that the ATM is in proper working order before using it; if anything appears unusual such as loose card slot, or a faulty keypad, don’t use it.
  - Try to take someone with you when using an ATM, especially if it’s in a busy area.
  - Don’t scramble for your card, have it ready before approaching the ATM.
    - When using an ATM, cover the keyboard with your hand or purse.



- **W h e n** withdrawing money, cover the cash outlet with a handbag or with your body to ensure that onlookers can’t see your cash withdrawal.
- Don’t allow any distractions; if someone approaches you at an ATM, raise your voice demand for them to move away from the booth. This might deter them as onlookers may take note of what is happening.
- If you opt for a receipt, be sure not to leave it behind.
- Try not to do your shopping at the same location where you made a cash withdrawal. After your transaction, get into your vehicle and lock the doors as soon as possible before proceeding to another location—ensure that you aren’t followed.

**Platinum Weekly** received several complaints of ATM users being targeted at various locations across Rustenburg, therefore, when using an ATM, practice the following:

- Be alert of your surroundings; if you notice a suspicious person or vehicle, rather opt to use an ATM at another location or

# ‘We can all save electricity’



SACH Accounting Solutions director Saul Chitate believes businesses can do a lot to mitigate the long-term effects of crippling electricity cuts.

**Rustenburg** – Will the country plunge into stage 8 load shedding during the coming days or weeks as the chills of winter continue to set in?

While this may be a very difficult question to answer, local businessman Saul Chitate believes that there is a lot everyone can do to save electricity to either try to avoid such an eventuality or to cope when the lights are turned off for longer periods. Stage 8 load shedding would see the country thrust into darkness for 16 hours in every 32-hour cycle, effectively putting power out for half the day, every day.

According to the Institute of Risk Management

South Africa (IRMSA), South Africa should brace itself for the possibility of stage 8 load shedding in mid-winter.

Such a state-of-affairs is a threat to many sectors of the economy, and IRMSA has encouraged all sectors to explore and implement as many electricity usage reduction practices as possible.

“There are significant risks posed by the potential implementation of stage 8 mid-winter load shedding, announced by Eskom. This development, we believe, presents a grave threat to the country’s fragile economy and social fabric, and calls for immediate action from risk managers across all sectors,” IRMSA said.

In an interview with *Platinum Weekly* on Wednesday 31 May 2023, Chitate, who is the director of SACH Accounting solutions, said businesspeople and ordinary members of the community must now start thinking ‘outside the box’ to save power.

“We have not really planned on how to cope with stage 8 load shedding but, if we get there, I will look at some of our employees working from home. We can all save electricity if we try,” said Chitate.

“With limited electricity, you need to look at

the possibility of employees working flexible hours and deciding who comes into the office and not, depending on if they have electricity at home,” he added.

“Our systems are online so we are running on UPS on the Wi-Fi and if the laptops are fully charged, then you will be able to look at the loadshedding schedule and ‘survive’.

“It will still come at a cost though, because if my employees are constantly working from home, I will still have to provide them with data,” he added.

He encouraged businesses with the financial capacity to consider setting up electricity generation systems like solar panels or generators at their offices.

“In the 2023 budget, the minister introduced a tax incentive for businesses where if a business sets up a system that uses solar, green energy or other electricity generating systems. You can claim a 125% deduction cost,” he advised.

“So, if you use R100,000 to set up that system, for example, you can claim R125,000 back as an expense for the year, which basically means you pay less tax. I would advise businesses to take advantage of this,” he concluded.

## Make child protection everyone’s business

**Rustenburg** – On Wednesday 31 May and Thursday 1 June 2023, Rustenburg Child Welfare launched a campaign to raise awareness on child abuse among learners. They visited five schools in Rustenburg and spread the message to an estimated 1,100 children.

Child Protection Week is a crucial time for social workers and organisations that deal with the welfare of children. During this

week, the focus is on raising awareness of children’s rights and encouraging people to take action against child abuse.

The campaign launched by Rustenburg Child Welfare aims to educate children on their rights and encourages them to speak up if they feel uncomfortable or if they suspect a friend might be a victim of abuse. The presentation was designed to give children the tools they need to identify abuse and to

know what channels to use to report it.

The campaign also focuses on teachers, who play a significant role in identifying and reporting child abuse. Teachers are in a unique position to spot the signs of abuse, and the Rustenburg Child Welfare campaign provides them with guidelines on what to look out for and what procedures to follow when reporting abuse.

The campaign’s mascot, Mpimpi, is a central part of the campaign. The word “mpimpi” means snitch in Setswana, and the mascot encourages children to become whistle-blowers when it comes to abuse. It is important to remember that reporting abuse is not snitching; it is the responsible thing to do.

### Where to report child abuse and neglect:

- Rustenburg Child Welfare - 014 537 2014 or 2072
- SAVF Rustenburg - 212A Kruger Street - 014 592 8568
- RATA Social Services Rustenburg - 014 533 0535, 58 Ridder Street
- Childline – 116
- Department of Social Services Development, Rustenburg – 014 565 3630/1/2

### Child Protection Hotline:

- Brits - 072 408 8864
- Hartbeespoort - 072 086 5854
- Mooiooi - 081 874 1958
- Swarttruggens - 071 596 6769
- Boitekong - 082 487 0654
- Rustenburg - 079 169 5340



Rustenburg Child Welfare social worker Ziné Walker addressing the learners at Da Silva Academy.

**DYNAMIC VISION™**  
PIETER CORNELIUS OPTOMETRIST

**50% DISCOUNT**  
ON SELECTED FRAMES  
AND SUNGLASSES

Shop 226, Waterfall Mall, Rustenburg.  
014 537 3606 • pcoptomrustenburg@gmail.com

**STRUGGLING TO FALL PREGNANT?**  
**THERE IS HOPE...**  
**CONTACT US!**

[www.lafemmefertility.co.za](http://www.lafemmefertility.co.za)  
[lafemme.ivf@gmail.com](mailto:lafemme.ivf@gmail.com)  
**064 947 2545 | 014 594 0341**

**CONCRETE PRODUCTS**

- Precast House and Walls
- Various Concrete Products
- Roof material, doors and windows
- Lay-by Accepted

**WE WILL MATCH/ BEAT ANY OTHER QUOTATIONS**  
014 592 7250 | 082 978 2781  
[www.classicprecast.co.za](http://www.classicprecast.co.za)  
EMAIL: [info@classicprecast.co.za](mailto:info@classicprecast.co.za)

**PAINT CENTRE**

5lt QD Red Oxide R223.50  
5lt QD Black R323.30  
5lt QD White R352.05  
5lt PL Varnish R287.50  
5lt A Grade Thinner On Special  
20lt PTX QD Cat Yellow R1362.35  
20lt PTX QD DB Grey R1200.60  
5lt PTX QB DB Grey R339.25  
5lt PTX QD Ford Blue R365.10  
20lt Excelsior Roof Paints STD  
Colours R998.25  
8 Year Guarantee  
Only at  
**PAINT CENTRE**  
106 Kerk Street  
014 597 1848

**WE PAWN**  
**15% interest**  
**STOLS MOTORS**  
**RUSTENBURG**  
**Anything on wheels.**  
**Office hours**  
**014 592 9828**  
**014 592 2658**

**CLASSIFIEDS**

**BUZZ ELECTRICAL**  
Vir enige werk kontak ons vandag vir flink en vinnige diens. Ons doen die volgende: • Enige elektriese items • Aircons • Yskaste • Koelkamers en Frieskamers • Coc op huise • Hek motors • Garage motors • Bedrading van huise | Kontak ons vandag | Beste pryse  
Chris 082 343 2419 | Willem 067 755 9473

**CHICKENS AND FOWL**  
Farm chickens and Scratching Fowls. Mixed. FOR SALE | Cell: 071 051 5883 | WhatsApp: 082 694 3661

**CHILD AND FAMILY WELFARE**  
The biological mother of girl child Sekatsi born on 2022/09/29 who was abandoned is hereby requested to contact the social worker urgently at 014 537 2014 / 071 896 6274 or louiselabuschnagne52@gmail.com.

**FOOD TOWN HYPER**  
**TLHABANE**  
PROMOTION VALID 08-14 JUNE 2023

**Combo Deal!**  
White Star Maize Meal 2.5kg+Spekko Rice 2kg+Sasko Cake Flour 2.5kg+Excella Oil 2lt+Atlanta Brown Sugar 2kg  
**BUY ALL FOR 219.00**

**Fresh Market Deals!**  
Russian Wors 1kg R269.99  
Beef Mince 1kg R269.99  
Beef Chuck 1kg R269.99  
Maasbanker R59.99  
Pork Mixed Chops R54.99  
Beef Stew R84.99  
Combo Deal!  
Potatoes 2kg R144.99  
Onions 2kg R20.00  
Tomatoes 2kg+Potatoes 7kg R20.00  
Butternut 3kg R20.00  
Banana 2kg R20.00

**RAINBOW**  
Rainbow Chicken Mixed Portions 2kg R72.99  
Knorr Baked Beans 410g R19.99  
Rhodes Baked Beans 410g R30.00  
Sasko Brown Or White Bread 700g R25.00  
OMO Washing Powder 2kg R57.99

**PRICE LOCK SAVINGS!**  
Bigger Savings Better Living  
Bosparadys Milk Fresh Full Cream 2lt R26.99  
Top Lay Large Eggs 30's R54.99  
Eskort French Polony 1kg R41.99

1000 MONARENG STREET, TLHABANE, RUSTENBURG. TEL: 014 565 6250

<https://www.facebook.com/foodtownhyperthlabane/>

**TRADING HOURS**  
MONDAY - SATURDAY: 07:30 - 20:00  
PUBLIC HOLIDAYS & SUNDAY: 07:30 - 14:00

081 060 6856  
TO RECEIVE OUR WEEKLY SPECIALS ON WHATSAPP

# 2 of our own fighting fires in Canada

**Rustenburg/SA** - The Department of Forestry, Fisheries, and the Environment's Working on Fire Programme (WOF) deployed its #Mzansi1 team of 200 firefighters and 15 managers on Saturday 3 June 2023 to Alberta Canada to combat wildfires.

With the strained economic climate, WOF invests in equipping youths with specialised firefighting skills and creating job opportunities for them. The WOF programme in the North West continues to implement its mandate of creating job opportunities and making a difference in the lives of young men and women from disadvantaged communities. The 200 skilled WOF firefighters—of which 15 are from the North West—will combat fires in Alberta for 35 days. Alberta has already experienced more

than 550 wildfires this season, resulting in significant damage to property and infrastructure and displacing thousands of people. Evacuation orders have also been put in place in many areas. Before their departure to Canada, the #Mzansi1 team underwent an intensive three-day refresher training at the Kishugu Training Academy in Mbombela, Mpumalanga from 31 May to 2 June.

This marks the fifth deployment of a WOF team to Canada, a testament to the established partnership between the two nations. The request for urgent assistance came from the Canadian Inter-agency Forest Fire Centre (CIFFC) in terms of the Memorandum of Understanding (MOU) between Canada and South Africa. The MOU [signed in 2019], provides for

the exchange of wildland fire management resources. It was put in place following two earlier deployments to Canada to fight wildfires in Alberta and in Manitoba in 2021. The local authorities in Manitoba praised the Mzansi team for their professionalism, dedication, and team spirit. A second team, #Mzansi2, comprising 200 firefighters and 13 managers, will join #Mzansi1 in a week's time, further strengthening the firefighting operations in Alberta. "I would like to wish all our firefighters a safe journey. I know they will make us proud. This is a life changing experience for all of them and they will get a chance to change their families' lives. I hope this journey will be successful and that they will all come back home safely," said WOF North West employee assistant practitioner Ms Duduzile Manda.



Ntefo Motepe from the Rustenburg Working on Fire's Vaalkop team is on a mission to suppress wildfires in Ablerta.



From left: North West WOF firefighters Itumeleng Ernest Masike, Ariel Moagi Gaothaelwe, Thabang Jacob Morapedi, Seamogo Dannycious Lethogile, Mannana Martha Mosweu, Ntefo Evelyn Motepe, Tebogo Kenneth Mochwaedi, Ditiro Abel Moseki, Teko Obed Dithipe, Elridge Raadt, WOF North West general manager, Nolutvuyo Mashologu, Nort West WOF firefighters Papi Jeremiya Keedetswe, Mackson Lendi Mogapi, Richard Molefe, Godirwang Asiel Modise, Mervin Esburn.



Ernest Masike from the Rustenburg Working on Fire's Vaalkop team has joined the battle in Alberta Canada.



## Play a round of golf and make a difference

**Rustenburg** – Hospice Rustenburg is gearing up to host their annual golf day on Friday 7 July 2023 at the Mooinooi Golf Club. This event is an important fundraising drive for the hospice, and by supporting it, you and your company can help to make a real difference in the lives of those in need. For more than two decades, Hospice Rustenburg has been providing excellent palliative care, free of charge to patients and their families with life-threatening illnesses in Rustenburg and Bojanala. By participating in, or sponsoring prizes for the event, you can help to ensure that their vital work continues. Registration for the event costs R4,200 per four ball, which includes two golf carts, green fees, a spit braai, and a welcome pack. There are also various sponsorship opportunities available, including Tee box, Green, Practice Green, and Watergat sponsorships. The day will kick off with registration at 08:30, followed by a shotgun start at 10:00. It promises to be a fantastic day out for all involved, with the chance to have fun, network, and support a worthwhile cause. For more information contact Hospice Rustenburg shop assistant **Cindy Pretorius on 060 563 7369. Please RSVP by 16 June 2023.**

# Impala Rustenburg hands out 1,700 study care packages

**Rustenburg** - Impala Rustenburg's commitment to developing youth within its mine-communities prompted a recent matric motivation initiative. Senior managers from Impala visited 12 mine-community high schools to hand out study care packages to more than 1,700 matric learners. Each pack contained a pencil bag set, a scientific calculator, and a lantern to help matrics study during load shedding. Impala Rustenburg's CE, Mark Munroe said, "We are committed to supporting the development of our local communities and we believe education

drives growth and progress. By providing matric learners with additional support and resources, we hope to empower them to stay focused, continue to work hard and ultimately reach their full potential. We wish all matrics the best of luck as they continue in their final year." Mr Mathothe Emman Tjale, principal of Matsukubiyane Secondary School said, "We thank Impala Rustenburg for continuously supporting the schools in our communities. The study care packs the learners received will help them prepare for their exams, even under difficult circumstances."

Impala Rustenburg's matric motivation initiative, which was timed to coincide with the beginning of the second term, underscores the Company's commitment to working with its stakeholders to create a better future for Rustenburg by investing in the youth. Some of Impala's many other school support initiatives include a comprehensive bursary programme, an annual Career Expo, a Winter School, mentorship programmes for teachers, and matric learning support. **Impala Rustenburg, press release, May 2023**



Matlotlegi Secondary School matric learners with Impala Rustenburg senior managers during the matric motivation initiative.

# A picture paints a thousand words!

**Rustenburg** – The Rustenburg Photographic Society held their monthly meeting on Wednesday 17 May 2023. The following photographers received winning titles for their photos submitted in each category:

- Senior Open Winner | *Evasive Action* | Simon Fletcher
- Junior Open Winner | *Manna Seedeard* | Ria Mynhardt
- Tech subject (water in motion) | *White Water* | Hannes van Jaarsveld
- Set Subject (steps/stairs) | *Stepping Down* | Gerrie Botha
- Cellphone Category | *Looking Up* | Simon Fletcher

The society meets every third Wednesday of the month. For more information, contact club chairperson Ronel Broderick on 082 451 2999 or deputy chairperson Anje Smith on 082 787 4897.



Senior Open Winner | *Evasive Action* | Simon Fletcher




Junior Open Winner | *Manna Seedeard* | Ria Mynhardt



Cellphone Category | *Looking Up* | Simon Fletcher



Tech subject (water in motion) | *White Water* | Hannes van Jaarsveld



Set Subject (steps/stairs) | *Stepping Down* | Gerrie Botha



## SPCA makes a wish

**Rustenburg** – The Rustenburg Society for the Prevention of Cruelty to Animals (SPCA) aims to serve and protect all animals, to uplift their welfare, and to ensure that the protection they have under South African law is upheld and respected.

Our local SPCA is a non-profit organisation and covers a vast area in and around Rustenburg. They rely on support from the community to ensure that the animals in their kennels receive the love and care they need. They require various items for the daily needs of the animals, and you can support them by making donations.

**They have added the following items to their wish list:**

- Toys for dogs
- Toys for cats
- Dog dip
- Dog dewormer
- Cat dewormer
- Cat litter
- Puppy food
- Kitten food
- Adult dog food
- Tin food for cats
- Tin food for dogs
- Black refuse bags
- Pot scourers
- Protexin soluble
- Karbadust
- Leashes

**Donations can be dropped off at their office at 11 Eskom Street. For more information contact the Rustenburg SPCA office at 014 592 3181.**

# Zinniaville Secondary School will be celebrating 50 years of excellence!

**Rustenburg** – Zinniaville Secondary School will be hosting its 50-year gala banquet on Saturday 5 August 2023 at Hedgehog's Nest in honour of its former learners, principals, teachers, student governing bodies (SGBs), parents, and the entire community. Zinniaville Secondary School (Z.S.S.) known as Rustenburg Indian School, relocated from the centre of Rustenburg city in September 1972, and was officially reopened in August of 1973. This year we are celebrating 50 years of Zinniaville Secondary School's existence. However, the formal education of the Indian community in Rustenburg started way back in 1924—almost 99 years ago! Due to the forceful removal of the Indians from Rustenburg via the Apartheid regime,

the Indian community was relocated to Zinniaville. Today, the school boasts a very proud record of providing quality education over a 50-year period. Influential men and women have gained their basic education from this institution and have become prominent personalities who continue to make their mark on society and the country. We appeal to all former scholars and stakeholders to contact the school and provide us with information of your experience at Z.S.S. and how it has shaped you into the person you are today. This information is extremely vital as we will be publishing a one-of-a-kind year book which will showcase all of the school's

achievements over the past 50 years. We would like our gala dinner to be a memorable one as we aim for it to take us down memory lane and allow us to reflect on the importance of Zinniaville Secondary School. With only 720 seats available, space is limited. Price per seat is R950, which includes a meet-and-greet session, cocktails, entertainment, a five-course meal, and a walk down memory lane. **For any additional information, or donations, please contact the principal, Ms Suliman on 079 468 8831, 014 538 0152, or 014 538 1077, or email 50th@zss.co.za. We urge all stakeholders to donate generously towards your Alma Mater.**



## Ingredients

- 4 tablespoons butter
- 1 cup finely diced onion
- 1 cup finely diced carrot
- 2 cloves garlic, minced
- 1 teaspoon dried oregano
- 1/4 teaspoon salt
- 1/4 teaspoon pepper
- 4 tablespoons flour
- 4 cups chicken or vegetable broth
- 2 cans diced tomatoes
- 1 cup heavy cream
- 1 cup grated Parmesan cheese
- 1/4 cup fresh basil, chopped

## Instructions

1. Melt butter in a large stock pot over medium heat.
2. Add onions, carrot, garlic, oregano, salt, and pepper and cook until vegetables are tender, about 5 minutes. Stir in flour and cook for 1-2 more minutes.
3. Whisk in broth and cook, stirring constantly until mixture thickens. Stir in tomatoes and heavy cream.
4. Add parmesan and heat through until cheese is melted. Season with additional salt and pepper, to taste. Stir in basil just before serving.

If you would like your recipe featured in the *Platinum Weekly* newspaper (free of charge), contact *Platinum Weekly* on 081 579 7000 or email editorial@platinumweekly.co.za.

RUSTENBURG

LOCAL MUNICIPALITY

OFFICE OF THE MUNICIPAL MANAGER

P O Box 16, Rustenburg, 0300, North West Province, South Africa

Email: cmosiane@rustenburg.gov.za

Tel: (014) 590 3106

Fax: (014) 590 3552

Rustenburg

Local Municipality

NOTICE 32/2023

INSPECTION OF THE APPROVED 2023/24 REVIEWED INTEGRATED DEVELOPMENT (IDP) AND 2023/24 MEDIUM TERM REVENUE AND EXPENDITURE FRAMEWORK (MTREF) - BUDGET FOR RUSTENBURG LOCAL MUNICIPALITY

Notice is hereby given in terms of Section 21(a) and 25(4) of the Local Government: Municipal Systems Act, no 32 of 2000 as Amended, read together with Section 18(1) of Municipal Budget and Reporting Regulations of 2000 that the Rustenburg Local Municipality has adopted and approved both its 2023/24 Reviewed Integrated Development Plan (IDP Review) and 2023/24 Medium Term Revenue and Expenditure Framework (MTREF) as per Council Resolution 116 and 117 respectively, during the Special Council sitting on Wednesday, the 31<sup>st</sup> May 2023.

Copies of both the 2023/24 IDP Review and 2023/24 MTREF will be duly available for inspections from 9<sup>th</sup> June 2023 at the following venues:

- Municipal Building: Missionary Mpheni House, Corner Nelson Mandela and Beyers Naude Drive;
- Municipal Offices and RCC's: Marikana, Hartebeesfontein/ Lethabong, Phatsima, Monnakato, Boitekong, Ikageng, Rankelenyane, Freedom Park, Phokeng Civic Centre;
- Tribal Offices: Rankelenyane, Bethanie and Mathopestad;
- Rustenburg Main Library; Community Libraries: Phatsima, Boitekong, Monnakato, Mamerotse Info Hub, Lethabong, Rankelenyane, Barseba, Tlhabane, Marikana, Mathopestad, Charora Info Hub, Karlien Park and Zinniaville; or


The documents may also be viewed on the Municipal website ([www.rustenburg.gov.za](http://www.rustenburg.gov.za))

Know your municipality and its development imperatives by accessing the 2023/24 IDP Review and 2023/24 MTREF, Tariffs, and Budget Related Policies as to how the municipality aims to ensure sustainable livelihoods with your neighbourhood.

For more information and public comments including tariff changes on the 2023/ 2024 IDP Review, please contact Ms. Gloria Moopelwa @014 590 3251 (email: [gmoopelwa@rustenburg.gov.za](mailto:gmoopelwa@rustenburg.gov.za)) or Ms. Cindy Mosiane @014 590 3106 (email: [cmosiane@rustenburg.gov.za](mailto:cmosiane@rustenburg.gov.za)) and for MTREF/Budget contact Mr. Terence Jugmohan @014 590 3280 (email: [tjugmohan@rustenburg.gov.za](mailto:tjugmohan@rustenburg.gov.za)) or Mr. Mmileng Dikoko @014 590 3325 (email: [mdikoko@rustenburg.gov.za](mailto:mdikoko@rustenburg.gov.za))

A summary of the Operating Budget and Capital Budget 2023/24 financial year are provided below:

- Operating Revenue and Expenditure by Standard Classification:  
Table A4 – See Annexure A
- Budgeted Capital Expenditure by vote Standard Classification:  
Table A5 – See Annexure B
- Tariff Book – See Annexure C



Ms. V.V. Mdhliuli

Acting Municipal Manager

01 June 2023

ANNEXURE A

Table A4 Budgeted Financial Performance (revenue and expenditure)

| Description   | Ref | 2019/20         | 2020/21         | 2021/22         | Current Year 2022/23 |                 |                    |                   | 2023/24 Medium Term Revenue & Expenditure Framework |                        |                        |
|---|-----|-----------------|-----------------|-----------------|----------------------|-----------------|--------------------|-------------------|---|------------------------|------------------------|
|   |     | Audited Outcome | Audited Outcome | Audited Outcome | Original Budget      | Adjusted Budget | Full Year Forecast | Pre-audit outcome | Budget Year 2023/24                                 | Budget Year +1 2024/25 | Budget Year +2 2025/26 |
| R thousand  | 1   |                 |                 |                 |                      |                 |                    |                   |   |                        |                        |
| Revenue   |     |                 |                 |                 |                      |                 |                    |                   |   |                        |                        |
| Contracted services   |     |                 |                 |                 |                      |                 |                    |                   |   |                        |                        |
| Service charges - Electricity                                 | 2   | 2 223 168       | 2 306 221       | 2 566 167       | 3 691 715            | 3 671 715       | 3 671 715          | 3 671 715         | 4 278 028   | 4 451 818              | 4 699 596              |
| Service charges - Water                                       | 2   | 509 817         | 498 957         | 519 392         | 553 596              | 553 596         | 553 596            | 553 596           | 595 954   | 622 540                | 650 349                |
| Service charges - Waste Water Management                      | 2   | 304 764         | 377 954         | 386 771         | 405 800              | 405 800         | 405 800            | 405 800           | 432 405   | 451 928                | 472 348                |
| Service charges - Waste Management                            | 2   | 166 232         | 149 867         | 155 999         | 154 931              | 164 931         | 164 931            | 164 931           | 173 378   | 180 197                | 186 376                |
| Sale of Goods and Rendering of Services                       |     | 10 000          | 8 000           | 8 000           | 8 189                | 9 834           | 9 834              | 9 834             | 9 809   | 10 520                 | 11 233                 |
| Agency services   |     | 101 249         | 100 849         | 104 983         | 110 424              | 90 424          | 90 424             | 90 424            | 94 282  | 99 584                 | 105 130                |
| Interest  |     | -               | -               | -               | -                    | -               | -                  | -                 | -   | -                      | -                      |
| Interest earned from Receivables                              |     | 261 054         | 395 409         | 411 621         | 428 086              | 458 086         | 458 086            | 458 086           | 477 919   | 498 477                | 534 681                |
| Interest earned from Current and Non Current Assets           |     | 20 774          | 27 312          | 25 149          | 26 217               | 26 217          | 26 217             | 26 217            | 27 383  | 28 643                 | 29 961                 |
| Dividends   |     | -               | -               | -               | -                    | -               | -                  | -                 | -   | -                      | -                      |
| Rent on Land  |     | -               | -               | -               | -                    | -               | -                  | -                 | -   | -                      | -                      |
| Rental from Fixed Assets                                      |     | 11 604          | 10 498          | 11 078          | 14 080               | 12 580          | 12 580             | 12 580            | 15 859  | 16 589                 | 17 352                 |
| Licence and permits   |     | 6 533           | 2 745           | 154             | 11 288               | 11 288          | 11 288             | 11 288            | 12 130  | 12 681                 | 13 265                 |
| Operational Revenue   |     | 55 763          | 7 001           | 8 656           | 10 448               | 9 431           | 9 431              | 9 431             | 10 793  | 11 258                 | 11 743                 |
| Non-Exchange Revenue  |     |                 |                 |                 |                      |                 |                    |                   |   |                        |                        |
| Property rates  | 2   | 362 089         | 398 240         | 496 067         | 516 902              | 526 902         | 526 902            | 526 902           | 549 646   | 574 351                | 600 311                |
| Surcharges and Taxes  |     | -               | -               | -               | -                    | -               | -                  | -                 | -   | -                      | -                      |
| Fines, penalties and forfeits                                 |     | 10 708          | 9 000           | 9 369           | 9 399                | 9 399           | 9 399              | 9 399             | 9 587   | 10 028                 | 10 490                 |
| Licences or permits   |     | 3 680           | 9 168           | 12 247          | -                    | -               | -                  | -                 | -   | -                      | -                      |
| Transfer and subsidies - Operational                          |     | 503 873         | 689 047         | 947 882         | 1 127 277            | 1 166 737       | 1 166 737          | 1 166 737         | 1 273 193   | 1 406 076              | 1 553 296              |
| Interest  |     | -               | -               | -               | -                    | -               | -                  | -                 | -   | -                      | -                      |
| Fuel Levy   |     | -               | -               | -               | -                    | -               | -                  | -                 | -   | -                      | -                      |
| Operational Revenue   |     | -               | -               | -               | -                    | -               | -                  | -                 | -   | -                      | -                      |
| Gains on disposal of Assets                                   |     | 10 477          | 14 035          | 6 200           | 6 448                | 6 448           | 6 448              | 6 448             | 7 088   | 7 414                  | 7 755                  |
| Other Gains   |     | -               | -               | -               | -                    | -               | -                  | -                 | -   | -                      | -                      |
| Discontinued Operations                                       |     |                 |                 |                 |                      |                 |                    |                   |   |                        |                        |
| Total Revenue (excluding capital transfers and contributions) |     | 4 561 786       | 5 004 304       | 5 669 738       | 7 074 800            | 7 123 388       | 7 123 388          | 7 123 388         | 7 967 455   | 8 382 105              | 8 903 886              |
| Expenditure   |     |                 |                 |                 |                      |                 |                    |                   |   |                        |                        |
| Employee related costs  | 2   | 739 404         | 792 398         | 875 664         | 905 598              | 905 598         | 905 598            | 905 598           | 927 082   | 969 122                | 1 012 792              |
| Remuneration of councillors                                   |     | 60 893          | 64 306          | 68 229          | 70 958               | 70 958          | 70 958             | 70 958            | 71 890  | 74 855                 | 77 954                 |
| Bulk purchases - electricity                                  | 2   | 1 664 517       | 1 818 125       | 1 627 750       | 2 617 167            | 2 617 167       | 2 617 167          | 2 617 167         | 3 116 723   | 3 408 375              | 3 414 373              |
| Inventory consumed  | 8   | 433 464         | 427 952         | 504 518         | 547 166              | 546 645         | 546 645            | 546 645           | 589 354   | 616 463                | 644 820                |
| Debt impairment   | 3   | 635 638         | 898 087         | 793 908         | 826 738              | 826 738         | 826 738            | 826 738           | 881 129   | 921 661                | 964 058                |
| Depreciation and amortisation                                 |     | 448 982         | 507 223         | 492 913         | 480 045              | 480 045         | 480 045            | 480 045           | 497 859   | 520 766                | 544 721                |
| Interest  |     | 50 877          | 43 444          | 84 328          | 85 409               | 59 409          | 59 409             | 59 409            | 62 123  | 65 119                 | 68 252                 |
| Contracted services   |     | 251 400         | 394 970         | 612 110         | 708 127              | 766 732         | 766 732            | 766 732           | 883 503   | 866 706                | 883 798                |
| Transfers and subsidies                                       |     | 19 990          | 742             | 19 502          | 20 292               | 60 092          | 60 092             | 60 092            | 21 164  | 22 186                 | 23 206                 |
| Irrecoverable debts written off                               |     | -               | -               | -               | -                    | -               | -                  | -                 | -   | -                      | -                      |
| Operational costs   |     | 237 158         | 227 479         | 236 888         | 250 573              | 273 301         | 273 301            | 273 301           | 299 051   | 309 667                | 323 844                |
| Losses on disposal of Assets                                  |     | -               | -               | -               | -                    | -               | -                  | -                 | -   | -                      | -                      |
| Other Losses  |     | -               | -               | -               | -                    | -               | -                  | -                 | -   | -                      | -                      |
| Total Expenditure   |     | 4 542 321       | 5 174 726       | 5 315 810       | 6 512 073            | 6 606 685       | 6 606 685          | 6 606 685         | 7 349 879   | 7 774 920              | 7 957 818              |
| Surplus/(Deficit)   |     | 19 464          | (170 423)       | 353 929         | 562 727              | 516 702         | 516 702            | 516 702           | 617 576   | 607 185                | 946 068                |
| Transfers and subsidies - capital (monetary allocations)      | 6   | -               | -               | -               | -                    | 431 950         | 431 950            | 431 950           | 496 064   | 528 205                | 512 007                |
| Transfers and subsidies - capital (in-kind)                   | 6   | -               | -               | -               | -                    | -               | -                  | -                 | -   | -                      | -                      |
| Surplus/(Deficit) after capital transfers & contributions     |     | 19 464          | (170 423)       | 353 929         | 562 727              | 948 652         | 948 652            | 948 652           | 1 113 641   | 1 135 390              | 1 458 075              |
| Income Tax  |     | -               | -               | -               | -                    | -               | -                  | -                 | -   | -                      | -                      |
| Surplus/(Deficit) after income tax                            |     | 19 464          | (170 423)       | 353 929         | 562 727              | 948 652         | 948 652            | 948 652           | 1 113 641   | 1 135 390              | 1 458 075              |
| Share of Surplus/Deficit attributable to Joint Venture        |     | -               | -               | -               | -                    | -               | -                  | -                 | -   | -                      | -                      |
| Share of Surplus/Deficit attributable to Minorities           |     | -               | -               | -               | -                    | -               | -                  | -                 | -   | -                      | -                      |
| Surplus/(Deficit) attributable to municipality                |     | 19 464          | (170 423)       | 353 929         | 562 727              | 948 652         | 948 652            | 948 652           | 1 113 641   | 1 135 390              | 1 458 075              |
| Share of Surplus/Deficit attributable to Associate            | 7   | -               | -               | -               | -                    | -               | -                  | -                 | -   | -                      | -                      |
| Intercompany/Parent subsidiary transactions                   |     | -               | -               | -               | -                    | -               | -                  | -                 | -   | -                      | -                      |
| Surplus/(Deficit) for the year                                | 1   | 19 464          | (170 423)       | 353 929         | 562 727              | 948 652         | 948 652            | 948 652           | 1 113 641   | 1 135 390              | 1 458 075              |

ANNEXURE B

Table A5 Budgeted Capital Expenditure by vote, functional classification and funding

| Vote Description                            | Ref | 2019/20         | 2020/21         | 2021/22         | Current Year 2022/23 |                 |                    |                   | 2023/24 Medium Term Revenue & Expenditure Framework |                        |                        |
|---|-----|-----------------|-----------------|-----------------|----------------------|-----------------|--------------------|-------------------|---|------------------------|------------------------|
| R thousand                                  | 1   | Audited Outcome | Audited Outcome | Audited Outcome | Original Budget      | Adjusted Budget | Full Year Forecast | Pre-audit outcome | Budget Year 2023/24                                 | Budget Year +1 2024/25 | Budget Year +2 2025/26 |
| Capital expenditure - Vote                  |     |                 |                 |                 |                      |                 |                    |                   |   |                        |                        |
| Vote 1 - Energy Sources                     |     | 64 811          | 130 520         | 150 078         | 150 318              | 115 981         | 115 981            | 115 981           | 126 051   | 119 242                | 122 476                |
| Vote 2 - Community and Social Services      |     | 45 881          | 7 565           | 12 663          | 31 003               | 41 026          | 41 026             | 41 026            | 15 110  | 10 141                 | 5 276                  |
| Vote 3 - Environmental Protection           |     | —               | —               | —               | —                    | 100             | 100                | —                 | 200   | —                      | —                      |
| Vote 4 - Executive & Council                |     | 34 122          | 7 893           | 9 853           | 27 770               | 25 041          | 25 041             | 25 041            | 16 010  | 7 700                  | 2 800                  |
| Vote 5 - Finance & Admin                    |     | 4 005           | 2 542           | 3 000           | 20 149               | 13 929          | 13 929             | 13 929            | 20 800  | 12 450                 | 9 000                  |
| Vote 6 - Road Transport                     |     | 274 916         | 261 246         | 209 839         | 167 987              | 217 357         | 217 357            | 217 357           | 205 290   | 132 933                | 186 591                |
| Vote 7 - Planning and Development           |     | 14 150          | 4 250           | 23 077          | 32 115               | 26 754          | 26 754             | 26 754            | 6 724   | 1 568                  | 1 638                  |
| Vote 8 - Public Safety                      |     | 5 000           | 1 950           | 9 777           | 17 903               | 15 553          | 15 553             | 15 553            | 1 250   | 1 950                  | 1 600                  |
| Vote 9 - Sport and Recreation               |     | —               | —               | 9 725           | 22 042               | 13 442          | 13 442             | 13 442            | 11 855  | 2 890                  | 1 610                  |
| Vote 10 - Housing                           |     | —               | —               | 1 500           | 1 563                | 1 563           | 1 563              | 1 563             | 1 000   | 850                    | 700                    |
| Vote 11 - Water Management                  |     | 161 527         | 101 500         | 54 325          | 28 000               | 37 400          | 37 400             | 37 400            | 20 333  | 52 000                 | 85 000                 |
| Vote 12 - Waste Management                  |     | 5 200           | 1 000           | 3 425           | 6 880                | 4 880           | 4 880              | 4 880             | 4 000   | 11 000                 | 20 000                 |
| Vote 13 - Waste Water Management            |     | 61 725          | 60 340          | 32 184          | 119 298              | 111 308         | 111 308            | 111 308           | 186 125   | 287 511                | 185 983                |
| Vote 14 - Other                             |     | —               | —               | —               | —                    | —               | —                  | —                 | —   | —                      | —                      |
| Vote 15 - Internal Audit                    |     | —               | —               | —               | 280                  | 280             | 280                | 280               | 250   | —                      | —                      |
| Capital single-year expenditure sub-total   |     | 671 337         | 578 806         | 519 447         | 625 308              | 624 613         | 624 613            | 624 513           | 614 998   | 640 235                | 622 674                |
| Total Capital Expenditure - Vote            |     | 671 337         | 578 806         | 519 447         | 625 308              | 624 613         | 624 613            | 624 513           | 614 998   | 640 235                | 622 674                |
| Capital Expenditure - Functional            |     |                 |                 |                 |                      |                 |                    |                   |   |                        |                        |
| Governance and administration               |     | 111 756         | 17 435          | 21 869          | 48 199               | 39 249          | 39 249             | 39 249            | 37 060  | 20 150                 | 11 800                 |
| Executive and council                       |     | 34 114          | 8 630           | 10 143          | 27 770               | 25 041          | 25 041             | 25 041            | 16 010  | 7 700                  | 2 800                  |
| Finance and administration                  |     | 77 635          | 8 542           | 11 569          | 20 149               | 13 929          | 13 929             | 13 929            | 20 800  | 12 450                 | 9 000                  |
| Internal audit                              |     | 8               | 264             | 157             | 280                  | 280             | 280                | 280               | 250   | —                      | —                      |
| Community and public safety                 |     | 11 070          | 4 015           | 47 593          | 72 511               | 71 584          | 71 584             | 71 584            | 29 215  | 15 831                 | 9 186                  |
| Community and social services               |     | 2 749           | 465             | 12 663          | 31 003               | 41 026          | 41 026             | 41 026            | 15 110  | 10 141                 | 5 276                  |
| Sport and recreation                        |     | 822             | 100             | 9 725           | 22 042               | 13 442          | 13 442             | 13 442            | 11 855  | 2 890                  | 1 610                  |
| Public safety                               |     | 5 000           | 1 950           | 23 705          | 17 903               | 15 553          | 15 553             | 15 553            | 1 250   | 1 950                  | 1 600                  |
| Housing                                     |     | 2 500           | 1 500           | 1 500           | 1 563                | 1 563           | 1 563              | 1 563             | 1 000   | 850                    | 700                    |
| Health                                      |     | —               | —               | —               | —                    | —               | —                  | —                 | —   | —                      | —                      |
| Economic and environmental services         |     | 286 566         | 263 996         | 199 233         | 200 101              | 244 211         | 244 211            | 244 211           | 212 214   | 134 501                | 188 229                |
| Planning and development                    |     | 11 650          | 2 750           | 23 077          | 32 115               | 26 754          | 26 754             | 26 754            | 6 724   | 1 568                  | 1 638                  |
| Road transport                              |     | 274 916         | 261 246         | 176 156         | 167 987              | 217 357         | 217 357            | 217 357           | 205 290   | 132 933                | 186 591                |
| Environmental protection                    |     | —               | —               | —               | —                    | 100             | 100                | 100               | 200   | —                      | —                      |
| Trading services                            |     | 261 945         | 293 360         | 250 752         | 304 496              | 269 569         | 269 569            | 269 569           | 336 509   | 469 753                | 413 459                |
| Energy sources                              |     | 33 492          | 130 520         | 150 078         | 150 318              | 115 981         | 115 981            | 115 981           | 126 051   | 119 242                | 122 476                |
| Water management                            |     | 161 527         | 101 500         | 64 059          | 28 000               | 37 400          | 37 400             | 37 400            | 20 333  | 52 000                 | 85 000                 |
| Waste water management                      |     | 61 725          | 60 340          | 32 184          | 119 298              | 111 308         | 111 308            | 111 308           | 186 125   | 287 511                | 185 983                |
| Waste management                            |     | 5 200           | 1 000           | 4 430           | 6 880                | 4 880           | 4 880              | 4 880             | 4 000   | 11 000                 | 20 000                 |
| Other                                       |     | —               | —               | —               | —                    | —               | —                  | —                 | —   | —                      | —                      |
| Total Capital Expenditure - Functional      | 3   | 671 337         | 578 806         | 519 447         | 625 308              | 624 613         | 624 613            | 624 613           | 614 998   | 640 235                | 622 674                |
| Funded by:                                  |     |                 |                 |                 |                      |                 |                    |                   |   |                        |                        |
| National Government                         |     | 534 079         | 426 206         | 371 724         | 431 069              | 431 221         | 431 221            | 431 221           | 495 464   | 527 855                | 511 707                |
| Provincial Government                       |     | 4 249           | 615             | 511             | 619                  | 892             | 892                | 892               | 600   | 350                    | 300                    |
| District Municipality                       |     | —               | —               | —               | —                    | —               | —                  | —                 | —   | —                      | —                      |
| Transfers and subsidies - capital (in-kind) |     | —               | —               | —               | —                    | —               | —                  | —                 | —   | —                      | —                      |
| Transfers recognised - capital              | 4   | 538 328         | 426 821         | 372 235         | 431 688              | 432 113         | 432 113            | 432 113           | 496 064   | 528 205                | 512 007                |
| Borrowing                                   | 6   | —               | 125 000         | —               | —                    | —               | —                  | —                 | —   | —                      | —                      |
| Internally generated funds                  |     | 133 009         | 26 985          | 147 212         | 193 620              | 192 500         | 192 500            | 192 500           | 118 933   | 112 031                | 110 667                |
| Total Capital Funding                       | 7   | 671 337         | 578 806         | 519 447         | 625 308              | 624 613         | 624 613            | 624 613           | 614 998   | 640 235                | 622 674                |

ANNEXURE C

NW 373 RUSTENBURG LOCAL MUNICIPALITY TARIFF BOOK 2023 -2026 MTREF



ELECTRICITY TARIFFS APPLICATION OPTIONS FOR 2023/2024

|   | Provide description of tariff structure where appropriate | Approved Tariff 2016/17 | Approved Tariff 2017/18 | Approved Tariff 2018/19 | Approved Tariff 2019/20 | Percentage increase 2020/21 | Approved Tariff 2020/21 | Percentage Increase MTREF Compilation - CPI + 1.7% 23 November 2020 | Draft Tariff 2021/2022 AS ADVERTISED | Percentage Increase NERSA Consultation paper After participation on 9 April 2021 Bongani | Draft Tariff 3 2021/2022 | Billing Method                        | Percentage Increase NERSA Consultation paper After participation received in June 2022 | Tariff 2022/2023 | Percentage Increase - BASED ON ESTIMATION OF INCREASE FOR MUNICIPALITIES - AWAIT NERSA GUIDELINES | Draft Tariff 2023/2024 | Billing Method                                |
|---|---|-------------------------|-------------------------|-------------------------|-------------------------|-----------------------------|-------------------------|---|--------------------------------------|--|--------------------------|---------------------------------------|--|------------------|---|------------------------|---|
| DOMESTIC TARIFFS  |   |                         |                         |                         |                         |                             |                         |   |                                      |  |                          |                                       |  |                  |   |                        |   |
| Residential 1 Vacant Property   | Basic Charge (R/month)                                    |                         |                         |                         |                         |                             | 244,47                  | 6,20%   | 259,62                               | 14,59  | 280,13                   | R/Month                               | 7,47%  | 301,06           | 15,10%  | 346,52                 | R/Month                                       |
| Residential High Density Vacant Property                                  | Basic Charge (R/month)                                    |                         |                         |                         |                         |                             | 3 145,11                | 6,20%   | 3 340,11                             | 14,59  | 3 603,98                 | R/Month                               | 7,47%  | 3 873,20         | 15,10%  | 4 458,05               | R/Month                                       |
| Residential Life-line   | Block 1 (1-50 KWH)  | 84,00                   | 85,58                   | 89,34                   | 100,06                  | 6,22                        | 106,28                  | 6,20%   | 112,87                               | 14,59  | 121,79                   | cent per kWh                          | 7,48%  | 130,89           | 15,10%  | 150,65                 | cent per kWh                                  |
|   | Block 2 (51-350 KWH)                                      | 105,00                  | 106,98                  | 111,67                  | 125,07                  | 6,22                        | 132,85                  | 6,20%   | 141,09                               | 14,59  | 152,23                   | cent per kWh                          | 7,47%  | 163,60           | 15,10%  | 188,31                 | cent per kWh                                  |
|   | Block 3 (351-600 KWH)                                     | 128,00                  | 134,40                  | 146,40                  | 166,90                  | 6,22                        | 177,28                  | 6,20%   | 188,27                               | 14,59  | 203,15                   | cent per kWh                          | 7,48%  | 218,33           | 15,10%  | 251,30                 | cent per kWh                                  |
|   | Block 4 (601 + KWH)                                       | 154,00                  | 161,70                  | 176,14                  | 200,80                  | 6,22                        | 213,29                  | 6,20%   | 226,51                               | 14,59  | 244,41                   | cent per kWh                          | 7,47%  | 262,67           | 15,10%  | 302,33                 | cent per kWh                                  |
| Residential Town Prepaid  | Basic Charge (R/month)                                    | 183,00                  | 192,15                  | 203,55                  | 230,15                  | 6,22                        | 244,47                  | 6,20%   | 259,62                               | 14,59  | 280,13                   | R/Month                               | 7,47%  | 301,07           | 15,10%  | 346,53                 | R/Month                                       |
|   | Block 1 (1-50 KWH)  | 84,00                   | 85,58                   | 96,24                   | 107,79                  | 6,22                        | 114,49                  | 6,20%   | 121,59                               | 14,59  | 131,20                   | cent per kWh                          | 7,47%  | 140,99           | 15,10%  | 162,28                 | cent per kWh                                  |
|   | Block 2 (51-350 KWH)                                      | 105,00                  | 106,98                  | 114,29                  | 128,00                  | 6,22                        | 135,96                  | 6,20%   | 144,39                               | 14,59  | 155,80                   | cent per kWh                          | 7,47%  | 167,44           | 15,10%  | 192,72                 | cent per kWh                                  |
|   | Block 3 (351-600 KWH)                                     | 128,00                  | 133,12                  | 142,22                  | 162,13                  | 6,22                        | 172,21                  | 6,20%   | 182,89                               | 14,59  | 197,34                   | cent per kWh                          | 7,47%  | 212,08           | 15,10%  | 244,11                 | cent per kWh                                  |
| Residential (Domestic) Town Conventional                                  | Block 4 (601 + KWH)                                       | 154,00                  | 161,70                  | 172,76                  | 196,95                  | 6,22                        | 209,20                  | 6,20%   | 222,17                               | 14,59  | 239,72                   | cent per kWh                          | 7,47%  | 257,63           | 15,10%  | 296,53                 | cent per kWh                                  |
|   | Basic Charge (R/month)                                    | 256,50                  | 269,37                  | 285,35                  | 322,65                  | 6,22                        | 342,72                  | 6,20%   | 363,97                               | 14,59  | 392,72                   | R/Month                               | 7,47%  | 422,06           | 15,10%  | 485,79                 | R/Month                                       |
|   | Block 1 (1-50 KWH)  | 84,00                   | 85,58                   | 88,50                   | 99,12                   | 6,22                        | 105,29                  | 6,20%   | 111,81                               | 14,59  | 120,65                   | cent per kWh                          | 7,47%  | 129,66           | 15,10%  | 149,24                 | cent per kWh                                  |
|   | Block 2 (51-350 KWH)                                      | 105,00                  | 106,98                  | 110,64                  | 123,92                  | 6,22                        | 131,63                  | 6,20%   | 139,79                               | 14,59  | 150,83                   | cent per kWh                          | 7,47%  | 162,10           | 15,10%  | 186,57                 | cent per kWh                                  |
| Residential Rural Prepaid   | Block 3 (351-600 KWH)                                     | 128,00                  | 133,12                  | 144,75                  | 165,02                  | 6,22                        | 175,28                  | 6,20%   | 186,15                               | 14,59  | 200,86                   | cent per kWh                          | 7,47%  | 215,85           | 15,10%  | 248,45                 | cent per kWh                                  |
|   | Block 4 (601 + KWH)                                       | 154,00                  | 161,70                  | 175,83                  | 200,45                  | 6,22                        | 212,92                  | 6,20%   | 226,12                               | 14,59  | 243,98                   | cent per kWh                          | 7,47%  | 262,21           | 15,10%  | 301,80                 | cent per kWh                                  |
|   | Basic Charge (R/month)                                    | 288,50                  | 293,91                  | 311,34                  | 352,03                  | 6,22                        | 373,93                  | 6,20%   | 397,11                               | 14,59  | 428,48                   | R/Month                               | 7,47%  | 460,50           | 15,10%  | 530,03                 | R/Month                                       |
|   | Block 1 (1-50 KWH)  | 84,00                   | 85,58                   | 90,71                   | 101,60                  | 6,22                        | 107,92                  | 6,20%   | 114,61                               | 14,59  | 123,66                   | cent per kWh                          | 7,47%  | 132,91           | 15,10%  | 152,98                 | cent per kWh                                  |
| Residential Rural Coventional   | Block 2 (51-350 KWH)                                      | 105,00                  | 106,89                  | 113,39                  | 127,00                  | 6,22                        | 134,90                  | 6,20%   | 143,26                               | 14,59  | 154,58                   | cent per kWh                          | 7,48%  | 166,14           | 15,10%  | 191,23                 | cent per kWh                                  |
|   | Block 3 (351-600 KWH)                                     | 128,00                  | 133,12                  | 143,10                  | 163,13                  | 6,22                        | 173,28                  | 6,20%   | 184,02                               | 14,59  | 198,56                   | cent per kWh                          | 7,47%  | 213,39           | 15,10%  | 245,61                 | cent per kWh                                  |
|   | Block 4 (601 + KWH)                                       | 154,00                  | 161,70                  | 173,82                  | 198,15                  | 6,22                        | 210,47                  | 6,20%   | 223,52                               | 14,59  | 241,18                   | cent per kWh                          | 7,47%  | 259,20           | 15,10%  | 298,34                 | cent per kWh                                  |
|   | Basic Charge (R/month)                                    | 288,50                  | 293,91                  | 311,34                  | 352,03                  | 6,22                        | 373,93                  | 6,20%   | 397,11                               | 14,59  | 428,48                   | R/Month                               | 7,47%  | 460,50           | 15,10%  | 530,03                 | R/Month                                       |
| NON-DOMESTIC SMALL TO LARGE CONSUMER TARIFFS (Including Residential Bulk) | Block 1 (1-50 KWH)  | 84,00                   | 85,58                   | 90,08                   | 101,60                  | 6,22                        | 107,92                  | 6,20%   | 114,61                               | 14,59  | 123,66                   | cent per kWh                          | 7,47%  | 132,91           | 15,10%  | 152,98                 | cent per kWh                                  |
|   | Block 2 (51-350 KWH)                                      | 105,00                  | 106,98                  | 110,64                  | 127,00                  | 6,22                        | 134,90                  | 6,20%   | 143,26                               | 14,59  | 154,58                   | cent per kWh                          | 7,48%  | 166,14           | 15,10%  | 191,23                 | cent per kWh                                  |
|   | Block 3 (351-600 KWH)                                     | 128,00                  | 133,12                  | 144,74                  | 163,13                  | 6,22                        | 173,28                  | 6,20%   | 184,02                               | 14,59  | 198,56                   | cent per kWh                          | 7,47%  | 213,39           | 15,10%  | 245,61                 | cent per kWh                                  |
|   | Block 4 (601 + KWH)                                       | 154,00                  | 161,70                  | 175,83                  | 198,15                  | 6,22                        | 210,47                  | 6,20%   | 223,52                               | 14,59  | 241,18                   | cent per kWh                          | 7,47%  | 259,20           | 15,10%  | 298,34                 | cent per kWh                                  |
| Business Zoned Vacant property  | Basic Charge (R/month)                                    |                         |                         |                         |                         |                             | 1 044,65                | 6,20%   | 1 109,42                             | 14,59  | 1 197,07                 | R/Month                               | 7,47%  | 1 286,49         | 15,10%  | 1 480,75               | R/Month                                       |
| Non-domestic (Conventional) - Town + Rural                                | Basic Charge (R/month)                                    | 800,00                  | 815,00                  | 869,80                  | 983,48                  | 6,22                        | 1 044,65                | 6,20%   | 1 109,42                             | 14,59  | 1 197,07                 | R/Month                               | 7,47%  | 1 286,48         | 15,10%  | 1 480,73               | R/Month                                       |
|   | Energy Rate (c/kWh) Winter                                | 200,00                  | 203,75                  | 217,45                  | 245,87                  | 6,22                        | 261,16                  | 6,20%   | 277,36                               | 14,59  | 299,27                   | cent per kWh                          | 7,47%  | 321,63           | 15,10%  | 370,19                 | cent per kWh                                  |
|   | Energy Rate (c/kWh) Summer                                | 150,00                  | 152,82                  | 163,10                  | 184,42                  | 6,22                        | 195,89                  | 6,20%   | 208,04                               | 14,59  | 224,47                   | cent per kWh                          | 7,47%  | 241,24           | 15,10%  | 277,67                 | cent per kWh                                  |
| Non-Domestic (Prepaid) - Town + Rural                                     | Basic Charge (R/month)                                    | 800,00                  | 815,00                  | 869,80                  | 983,48                  | 6,22                        | 1 044,65                | 6,20%   | 1 109,42                             | 14,59  | 1 197,07                 | R/Month                               | 7,47%  | 1 286,48         | 15,10%  | 1 480,73               | R/Month                                       |
|   | Energy Rate (c/kWh) Winter                                | 200,00                  | 203,75                  | 217,45                  | 245,87                  | 6,22                        | 261,16                  | 6,20%   | 277,36                               | 14,59  | 299,27                   | cent per kWh                          | 7,47%  | 321,63           | 15,10%  | 370,19                 | cent per kWh                                  |
|   | Energy Rate (c/kWh) Summer                                | 150,00                  | 152,82                  | 163,10                  | 184,42                  | 6,22                        | 195,89                  | 6,20%   | 208,04                               | 14,59  | 224,47                   | cent per kWh                          | 7,47%  | 241,24           | 15,10%  | 277,67                 | cent per kWh                                  |
| BULK CONSUMER TARIFFS   |   |                         |                         |                         |                         |                             |                         |   |                                      |  |                          |                                       |  |                  |   |                        |   |
| Industrial Zoned Vacant property  | Basic Charge (R/month)                                    |                         |                         |                         |                         |                             | 3 145,11                | 6,20%   | 3 340,11                             | 14,59  | 3 603,98                 | R/Month                               | 7,47%  | 3 873,20         | 15,10%  | 4 458,05               | R/Month                                       |
| Bulk Supply Town and Rural 400 V  | Basic Charge (R/month)                                    | 2 663,20                | 2 716,46                | 2 716,46                | 2 960,94                | 6,22                        | 3 145,11                | 6,20%   | 3 340,11                             | 14,59  | 3 603,98                 | R/Month                               | 7,47%  | 3 873,20         | 15,10%  | 4 458,05               | R/Month                                       |
|   | Energy Rate (c/kWh) Summer                                | 100,02                  | 101,90                  | 101,90                  | 111,07                  | 6,22                        | 117,98                  | 6,20%   | 125,29                               | 14,59  | 135,19                   | cent per kWh                          | 7,47%  | 145,29           | 15,10%  | 167,23                 | cent per kWh                                  |
|   | Energy Rate (c/kWh) Winter                                | 167,91                  | 171,07                  | 171,07                  | 186,47                  | 6,22                        | 198,07                  | 6,20%   | 210,35                               | 14,59  | 226,97                   | cent per kWh                          | 7,47%  | 243,92           | 15,10%  | 280,75                 | cent per kWh                                  |
|   | All season Network Demand Charge (R/kVA)                  | 40,62                   | 41,39                   | 41,39                   | 45,12                   | 6,22                        | 47,93                   | 6,20%   | 50,90                                | 14,59  | 54,92                    | R/kVA                                 | 7,47%  | 59,02            | 15,10%  | 67,93                  | R/kVA   |
|   | All season Network Access Charge (R/kVA)                  | 162,48                  | 165,54                  | 165,54                  | 180,44                  | 6,22                        | 191,66                  | 6,20%   | 203,55                               | 14,59  | 219,63                   | R/kVA max of NMD or last 12 months MD | 7,47%  | 236,03           | 15,10%  | 271,67                 | R/kVA max of NMD or highest last 12 months MD |
| Bulk Supply Town and Rural 11kV   | Basic Charge (R/month)                                    | 2 300,00                | 2 346,00                | 2 346,00                | 2 652,62                | 6,22                        | 2 817,61                | 6,20%   | 2 992,30                             | 14,59  | 3 228,70                 | R/Month                               | 7,47%  | 3 469,88         | 15,10%  | 3 993,84               | R/Month                                       |
|   | Energy Rate (c/kWh) Summer                                | 98,00                   | 100,50                  | 100,50                  | 113,64                  | 6,22                        | 120,71                  | 6,20%   | 128,19                               | 14,59  | 138,32                   | cent per kWh                          | 7,47%  | 148,65           | 15,10%  | 171,10                 | cent per kWh                                  |
|   | Energy Rate (c/kWh) Winter                                | 154,00                  | 158,00                  | 158,00                  | 178,65                  | 6,22                        | 189,76                  | 6,20%   | 201,53                               | 14,59  | 217,45                   | cent per kWh                          | 7,47%  | 233,69           | 15,10%  | 268,98                 | cent per kWh                                  |
|   | Network Demand Charge (R/kVA)                             | 39,18                   | 40,00                   | 40,00                   | 45,23                   | 6,22                        | 48,04                   | 6,20%   | 51,02                                | 14,59  | 55,05                    | R/kVA                                 | 7,46%  | 59,16            | 15,10%  | 68,09                  | R/kVA   |
|   | Network Access Charge (R/kVA)                             | 156,75                  | 161,00                  | 161,00                  | 182,04                  | 6,22                        | 193,36                  | 6,20%   | 205,35                               | 14,59  | 221,57                   | R/kVA max of NMD or last 12 months MD | 7,47%  | 238,12           | 15,10%  | 274,07                 | R/kVA max of NMD or highest last 12 months MD |
| TIME -OF -USE   |   |                         |                         |                         |                         |                             |                         |   |                                      |  |                          |                                       |  |                  |   |                        |   |
| 11 kV Bulk supply Time-of-use   | Basic Charge (R/month)                                    | 7 272,00                | 8 800,00                | 9 553,43                | 10 802,06               | 6,22                        | 11 473,95               | 6,20%   | 12 185,33                            | 14,59  | 13 148,00                | R/Month                               | 7,47%  | 14 130,16        | 15,10%  | 16 263,81              | R/Month                                       |
|   | All season Network Demand Charge (R/kVA)                  | 34,00                   | 41,50                   | 45,05                   | 50,94                   | 6,22                        | 54,11                   | 6,20%   | 57,46                                | 14,59  | 62,00                    | R/kVA                                 | 7,47%  | 66,63            | 15,10%  | 76,70                  | R/kVA   |
|   | All season Network Access Charge (R/kVA)                  | 26,00                   | 32,00                   | 34                      |                         |                             |                         |   |                                      |  |                          |                                       |  |                  |   |                        |   |

ANNEXURE C

NW 373 RUSTENBURG LOCAL MUNICIPALITY TARIFF BOOK 2023 -2026 MTREF



ELECTRICAL ENGINEERING CONTRIBUTIONS RATES

| Item  | Description  | Rate Excl VAT 2019/2020 | Percentage Increase 2020/2021 | Rate Excl VAT | Percentage Increase 2021  | Rate Excl VAT 2021/2022          | Percentage Increase 2022 | Rate Excl VAT 2022/2023        | 4.4% CPI Estimated Percentage Increase 2023 | Rate Excl VAT 2023/2024                | Unit                 |                           |                      |   |                      |  |  |  |  |  |  |  |  |  |  |
|---|--|-------------------------|-------------------------------|---------------|---|----------------------------------|--------------------------|--------------------------------|---|--|----------------------|---------------------------|----------------------|---|----------------------|--|--|--|--|--|--|--|--|--|--|
| 1.  | AFTER DIVERSITY MAXIMUM DEMAND (ADMD) VALUES   |                         |                               |               |   |                                  |                          |                                |   |  |                      |                           |                      |   |                      |  |  |  |  |  |  |  |  |  |  |
|   | ADMD's applicable for the calculation of engineering contribution rates will be as follows:  |                         |                               |               |   |                                  |                          |                                |   |  |                      |                           |                      |   |                      |  |  |  |  |  |  |  |  |  |  |
|   | <table><tr><th>Description</th><th>ADMD</th></tr><tr><td>Residential</td><td>As per NRS 069 and NRS 034 for the applicable consumption class</td></tr><tr><td>Hotel, Guest House or equivalent</td><td>80 VA/m<sup>2</sup></td></tr><tr><td>Business, Office or equivalent</td><td>80 VA/m<sup>2</sup></td></tr><tr><td>Light Industrial, Garage or equivalent</td><td>40 VA/m<sup>2</sup></td></tr><tr><td>Educational or equivalent</td><td>20 VA/m<sup>2</sup></td></tr><tr><td>Devotional, agricultural, nursery, scrap yard or equivalent</td><td>20 VA/m<sup>2</sup></td></tr></table> | Description             | ADMD                          | Residential   | As per NRS 069 and NRS 034 for the applicable consumption class | Hotel, Guest House or equivalent | 80 VA/m <sup>2</sup>     | Business, Office or equivalent | 80 VA/m <sup>2</sup>                        | Light Industrial, Garage or equivalent | 40 VA/m <sup>2</sup> | Educational or equivalent | 20 VA/m <sup>2</sup> | Devotional, agricultural, nursery, scrap yard or equivalent | 20 VA/m <sup>2</sup> |  |  |  |  |  |  |  |  |  |  |
| Description   | ADMD   |                         |                               |               |   |                                  |                          |                                |   |  |                      |                           |                      |   |                      |  |  |  |  |  |  |  |  |  |  |
| Residential   | As per NRS 069 and NRS 034 for the applicable consumption class  |                         |                               |               |   |                                  |                          |                                |   |  |                      |                           |                      |   |                      |  |  |  |  |  |  |  |  |  |  |
| Hotel, Guest House or equivalent                            | 80 VA/m <sup>2</sup>   |                         |                               |               |   |                                  |                          |                                |   |  |                      |                           |                      |   |                      |  |  |  |  |  |  |  |  |  |  |
| Business, Office or equivalent                              | 80 VA/m <sup>2</sup>   |                         |                               |               |   |                                  |                          |                                |   |  |                      |                           |                      |   |                      |  |  |  |  |  |  |  |  |  |  |
| Light Industrial, Garage or equivalent                      | 40 VA/m <sup>2</sup>   |                         |                               |               |   |                                  |                          |                                |   |  |                      |                           |                      |   |                      |  |  |  |  |  |  |  |  |  |  |
| Educational or equivalent                                   | 20 VA/m <sup>2</sup>   |                         |                               |               |   |                                  |                          |                                |   |  |                      |                           |                      |   |                      |  |  |  |  |  |  |  |  |  |  |
| Devotional, agricultural, nursery, scrap yard or equivalent | 20 VA/m <sup>2</sup>   |                         |                               |               |   |                                  |                          |                                |   |  |                      |                           |                      |   |                      |  |  |  |  |  |  |  |  |  |  |
| 2.  | MAXIMUM DEMAND (IN KVA) CALCULATION  |                         |                               |               |   |                                  |                          |                                |   |  |                      |                           |                      |   |                      |  |  |  |  |  |  |  |  |  |  |
| 2.1   | General note:  |                         |                               |               |   |                                  |                          |                                |   |  |                      |                           |                      |   |                      |  |  |  |  |  |  |  |  |  |  |
| 2.1.1   | The higher of the value calculated at secondary transformation level by:   |                         |                               |               |   |                                  |                          |                                |   |  |                      |                           |                      |   |                      |  |  |  |  |  |  |  |  |  |  |
| 2.1.2   | 1) The Developer's appointed Professional Electrical Engineer, or<br>2) The value as determined by the applicable formula below according to the development's zoning<br>The RLM may advise the customer where it is deemed necessary for the customer to increase its notified maximum demand.  |                         |                               |               |   |                                  |                          |                                |   |  |                      |                           |                      |   |                      |  |  |  |  |  |  |  |  |  |  |
| 2.1.3   | Maximum demand may only be lowered by lowering town planning rights  |                         |                               |               |   |                                  |                          |                                |   |  |                      |                           |                      |   |                      |  |  |  |  |  |  |  |  |  |  |
| 2.1.4   | Where town planning rights cannot be lowered and a developer insists on a maximum demand lower than figures calculated according to 2.1.1 then the developer shall register a servitude of constraint in the title deed of the property concerned.<br>A maximum demand shall be calculated for each legal property, or notorially tied property. In the case of new township or a mixed-use development a consolidated maximum demand may be calculated in terms of item 2.07 for the entire development.  |                         |                               |               |   |                                  |                          |                                |   |  |                      |                           |                      |   |                      |  |  |  |  |  |  |  |  |  |  |
| 2.1.5   |  |                         |                               |               |   |                                  |                          |                                |   |  |                      |                           |                      |   |                      |  |  |  |  |  |  |  |  |  |  |
| 2.2   | Residential development  |                         |                               |               |   |                                  |                          |                                |   |  |                      |                           |                      |   |                      |  |  |  |  |  |  |  |  |  |  |
| 2.2.1   | As determined according to Formula in par 4.2.2 of NRS 034-1:2001, as amended from time from time to time.   |                         |                               |               |   |                                  |                          |                                |   |  |                      |                           |                      |   |                      |  |  |  |  |  |  |  |  |  |  |
| 2.2.2   | Parameters a, b and c are determined as per table 3a of NRS 034-1:2001 as amended from time to time, for standard ADMD values.   |                         |                               |               |   |                                  |                          |                                |   |  |                      |                           |                      |   |                      |  |  |  |  |  |  |  |  |  |  |
| 2.2.3   | Parameters for a and b for a given circuit breaker size c shall be otherwise determined in terms of the formulae set out in NRS 034-1:2001, as amended from time to time.  |                         |                               |               |   |                                  |                          |                                |   |  |                      |                           |                      |   |                      |  |  |  |  |  |  |  |  |  |  |
| 2.3   | Commercial, Governmental and other non-domestic loads, excluding industrial loads:<br>Maximum demand (in kVA) = ADMD (in kVA/m <sup>2</sup> from Table 1) x FAR x Stand area (in m <sup>2</sup> )<br>Where FAR is the Floor to Area Ratio, i.e. the area of total building floor area divided by total stand area. The total building floor area shall be deemed to include all lettable areas, including common building areas.   |                         |                               |               |   |                                  |                          |                                |   |  |                      |                           |                      |   |                      |  |  |  |  |  |  |  |  |  |  |
| 2.4   | Light Industrial:<br>Maximum demand (in kVA) = ADMD (in kVA/m <sup>2</sup> from Table 1) x FAR x Stand area (in m <sup>2</sup> )   |                         |                               |               |   |                                  |                          |                                |   |  |                      |                           |                      |   |                      |  |  |  |  |  |  |  |  |  |  |
| 2.5   | Heavy Industrial:<br>As determined by the developer's consulting engineer (Professional Electrical Engineer)   |                         |                               |               |   |                                  |                          |                                |   |  |                      |                           |                      |   |                      |  |  |  |  |  |  |  |  |  |  |
| 2.6   | Special loads:<br>Special loads are deemed to be loads associated with special zoning such as storage garages, cemeteries, churches.<br>The higher of the value calculated at secondary transformation level by:<br>1. 13.8 kVA (equivalent to 60 A single phase)<br>2. the developer's appointed Professional Electrical Engineer   |                         |                               |               |   |                                  |                          |                                |   |  |                      |                           |                      |   |                      |  |  |  |  |  |  |  |  |  |  |
| 2.7   | Mixed-use loads:<br>Any combination of the above, with diversity factors applied or composite load curves summated to determine the annual coincident maximum demand of the saturated development (i.e. for the full development when all properties have been developed). Diversification factors shall be applied at secondary transformation level.   |                         |                               |               |   |                                  |                          |                                |   |  |                      |                           |                      |   |                      |  |  |  |  |  |  |  |  |  |  |
| 2.8   | Phased developments<br>For phased developments, any combination of the above, subject thereto that Council has approved such phased development and the payment of contributions in respect of each phase.   |                         |                               |               |   |                                  |                          |                                |   |  |                      |                           |                      |   |                      |  |  |  |  |  |  |  |  |  |  |
| 3.  | ENGINEERING CONTRIBUTIONS  |                         |                               |               |   |                                  |                          |                                |   |  |                      |                           |                      |   |                      |  |  |  |  |  |  |  |  |  |  |
|   | Increase with ESTIMATED forecast of 4.4% CPI as per MFMA old Circular 108 from National Treasury   |                         |                               |               |   |                                  |                          |                                |   |  |                      |                           |                      |   |                      |  |  |  |  |  |  |  |  |  |  |
|   | Engineering contributions shall be calculated by multiplying the determined demand in kVA by the rate per kVA stated for the appropriate point of connection below:  |                         |                               |               |   |                                  |                          |                                |   |  |                      |                           |                      |   |                      |  |  |  |  |  |  |  |  |  |  |
| 3.1   | For High voltage connections 88 kV   |                         |                               |               |   |                                  |                          |                                |   |  |                      |                           |                      |   |                      |  |  |  |  |  |  |  |  |  |  |
| 3.1.1   | For a connection directly to the 88 kV bus bars of a primary intake-substation:<br>In addition, the developer pays for the dedicated infrastructure, being a full 88 kV feeder bay inclusive of bus bar isolator, circuit breaker, CTs and VTs, line isolator, metering requirements, jumpers, clamps, protection relays and the 88 kV line.   | 164,00                  | 4,60                          | 171,54        | 3,90  | 178,23                           | 4,50                     | 186,25                         | 4,40%                                       | 194,45                                 | per kVA              |                           |                      |   |                      |  |  |  |  |  |  |  |  |  |  |
| 3.2   | For medium voltage connections (11 & 33 kV) from the urban network   |                         |                               |               |   |                                  |                          |                                |   |  |                      |                           |                      |   |                      |  |  |  |  |  |  |  |  |  |  |
| 3.2.1   | For a connection directly to three 33 kV bus bars of a substation:<br>In addition, the developer pays for the dedicated infrastructure, being a 33 kV feeder bay inclusive of circuit breaker, CTs and VTs, metering requirements, protection relays and 33 kV cable.  | 494,00                  | 4,60                          | 516,72        | 3,90  | 536,88                           | 4,50                     | 561,04                         | 4,40%                                       | 585,72                                 | per kVA              |                           |                      |   |                      |  |  |  |  |  |  |  |  |  |  |
| 3.2.2   | For a connection directly to the 11 kV bus bars of a substation:<br>In addition, the developer pays for the dedicated infrastructure, being an 11 kV feeder bay inclusive of circuit breaker, CTs and VTs, metering requirements, protection relays and 11 kV cable.   | 2 836,00                | 4,60                          | 2 966,46      | 3,90  | 3 082,15                         | 4,50                     | 3 220,84                       | 4,40%                                       | 3 362,56                               | per kVA              |                           |                      |   |                      |  |  |  |  |  |  |  |  |  |  |
| 3.2.3   | For a connection directly to a 11 kV ring:<br>RLM pays for the ring main unit and upstream 11 kV infrastructure. In addition, the developer pays for the dedicated infrastructure, being the bulk 11 kV meter and shall provide his own customer circuit breaker.  | 3 189,00                | 4,60                          | 3 335,69      | 3,90  | 3 465,79                         | 4,50                     | 3 621,75                       | 4,40%                                       | 3 781,10                               | per kVA              |                           |                      |   |                      |  |  |  |  |  |  |  |  |  |  |
| 3.3   | For low voltage connections from the urban network   |                         |                               |               |   |                                  |                          |                                |   |  |                      |                           |                      |   |                      |  |  |  |  |  |  |  |  |  |  |
| 3.3.1   | For a connection directly to the LV bus bars of a Minisub:<br>RLM will provide the minisub and upstream 11 kV cable<br>In addition, the developer pays for the dedicated infrastructure, being a LV feeder breaker and the meter to be installed in the Minisub.   | 4 061,00                | 4,60                          | 4 247,81      | 3,90  | 4 413,47                         | 4,50                     | 4 612,08                       | 4,40%                                       | 4 815,01                               | per kVA              |                           |                      |   |                      |  |  |  |  |  |  |  |  |  |  |
| 3.3.2   | For a connection directly to the LV bus bars of a distribution kiosk located along an LV feeder on the boundary of a property:<br>RLM will provide the upstream LV feeder, the LV distribution kiosk, the minisub and upstream 11 kV cable.<br>In addition, the developer pays for the dedicated infrastructure, being a LV feeder breaker and the meter to be installed in the contribution kiosk.  | 4 548,00                | 4,60                          | 4 757,21      | 3,90  | 4 942,74                         | 4,50                     | 5 165,16                       | 4,40%                                       | 5 392,43                               | per kVA              |                           |                      |   |                      |  |  |  |  |  |  |  |  |  |  |
| 3.4   | For medium voltage connections (11 & 33 kV) from the rural network   |                         |                               |               |   |                                  |                          |                                |   |  |                      |                           |                      |   |                      |  |  |  |  |  |  |  |  |  |  |
| 3.4.1   | For a connection directly to an 11 kV overhead line:<br>RLM pays for the ring main unit and upstream 11 kV infrastructure. In addition, the developer pays for the dedicated infrastructure, being the bulk 11 kV meter and shall provide his own customer circuit breaker.  | 3 208,00                | 4,60                          | 3 355,57      | 3,90  | 3 486,44                         | 4,50                     | 3 643,32                       | 4,40%                                       | 3 803,63                               | per kVA              |                           |                      |   |                      |  |  |  |  |  |  |  |  |  |  |
| 3.5   | For low voltage connections from the rural network   |                         |                               |               |   |                                  |                          |                                |   |  |                      |                           |                      |   |                      |  |  |  |  |  |  |  |  |  |  |
| 3.5.1   | For a connection directly to the LV bus bars of a Pole transformer:<br>RLM will provide the pole transformer and upstream 11 kV line. In addition, the developer pays for the dedicated infrastructure, being a LV feeder breaker and the meter to be installed in the Minisub.  | 3 761,00                | 4,60                          | 3 934,01      | 3,90  | 4 087,43                         | 4,50                     | 4 271,37                       | 4,40%                                       | 4 459,31                               | per kVA              |                           |                      |   |                      |  |  |  |  |  |  |  |  |  |  |
| 3.5.2   | For a connection directly to the LV bus bars of a distribution kiosk located along an LV overhead feeder on the boundary of a property:<br>RLM will provide the upstream LV overhead line feeder, the LV distribution kiosk, the pole transformer and upstream 11 kV lines. In addition, the developer pays for the dedicated infrastructure, being a LV feeder breaker and the meter to be installed in the distribution kiosk.   | 4 021,00                | 4,60                          | 4 205,97      | 3,90  | 4 370,00                         | 4,50                     | 4 566,65                       | 4,40%                                       | 4 767,58                               | per kVA              |                           |                      |   |                      |  |  |  |  |  |  |  |  |  |  |

DIRECTORATE - TECHNICAL AND INFRASTRUCTURE SERVICES  
CIVIL BULK SERVICES CONTRIBUTIONS: NEW DEVELOPMENTS

| 1. CONTRIBUTIONS NORTH OF THE N4 (COUNCIL RES. 610 OF 25 SEPTEMBER 2001)         |                     |                |                |                                 |                |               |
|--|---------------------|----------------|----------------|---------------------------------|----------------|---------------|
| Water  |                     |                | Sewerage       |                                 | Roads          |               |
| Da   | Pipeline            | Storage        | Pipeline       | Treatment                       | Stormwater     | Roads         |
| 01 January 2023  | R 1 091/Eq.Erf      | R 1 091/Eq.Erf | R 2 458/Eq.Erf | R 2 192/m³                      | R 1210/Eq.Erf  | R 3 350/trips |
| 2. CONTRIBUTIONS SOUTH OF THE N4 (COUNCIL RES. 69 OF 28 MAY 2002)                |                     |                |                |                                 |                |               |
| Water  |                     |                | Sewerage       |                                 | Roads          |               |
| Date   | Water all inclusive |                | Pipeline       | Treatment                       | Stormwater     | Roads         |
| 01 January 2023  | R 7 170/Eq Erf      |                | R 2 241/Eq.Erf | R 1 997/m³                      | R 1 090/Eq.Erf | R 3 186/trips |
| 3. CONTRIBUTIONS FOR THE DELTA AREA (COUNCIL RES. 25 - SEPTEMBER 2002)           |                     |                |                |                                 |                |               |
| Water  |                     |                | Sewerage       |                                 | Roads          |               |
| Date   | Water all inclusive |                | Pipeline       | Treatment                       | Stormwater     | Roads         |
| 01 January 2023  | R 7 170/Eq Erf      |                | R 2 148/Eq.Erf | R 1 997/m³                      | R 1 089/Eq.Erf | R 6 300/trips |
| 4. CONTRIBUTIONS FOR AREAS INCLUDING CUCKOO AVE (COUNCIL RES. 93 - 30 JULY 2002) |                     |                |                |                                 |                |               |
| Water  |                     |                | Sewerage       |                                 | Roads          |               |
| Date   | Water all inclusive |                | Pipeline       | Treatment                       | Stormwater     | Roads         |
| 01 January 2023  | R 7 170/Eq Erf      |                | R 2 240/Eq.Erf | R 1 995/m³                      | R 1 086/Eq.Erf | R 7 685/trips |
| NOTES: Trips are calculated as follows:  |                     |                |                |                                 |                |               |
| a. Normal residential stand:   |                     |                | (Res 1)        | 1.5 trips per normal household. |                |               |
| b. Cluster housing:  |                     |                | (Res 2)        | 1.1 trips per normal household  |                |               |

WATER BASIC

| CONSUMER            | Approved Tariffs 2022/2023 monthly | Approved Tariffs 2022/2023 annually | 2023/2024 Increase % | Proposed Tariffs 2023/2024 monthly | Proposed Tariffs 2023/2024 annually | 2023/2024 Increase % | Proposed Tariffs 2024/2025 monthly | Proposed Tariffs 2024/2025 annually | Billing Method | Proposed Tariffs 2025/2026 monthly | Proposed Tariffs 2025/2026 annually | 2025/2026 Increase % |
|---------------------|------------------------------------|-------------------------------------|----------------------|------------------------------------|-------------------------------------|----------------------|------------------------------------|-------------------------------------|----------------|------------------------------------|-------------------------------------|----------------------|
| Residential         | 99,83                              | 1 197,91                            | 4,70%                | 104,52                             | 1 254,26                            | 4,70%                | 109,43                             | 1 313,21                            | Per Unit       | 114,58                             | 1 374,94                            | 4,70%                |
| Residential Vacant  | 105,52                             | 1 266,22                            | 4,70%                | 110,48                             | 1 325,75                            | 4,70%                | 115,67                             | 1 388,06                            |                | 121,11                             | 1 453,30                            | 4,70%                |
| INDUSTRIAL          | 107,95                             | 1 295,41                            | 4,70%                | 113,02                             | 1 356,28                            | 4,70%                | 118,34                             | 1 420,03                            | Per Unit       | 123,90                             | 1 486,77                            | 4,70%                |
| INDUSTRIAL - Vacant | 109,16                             | 1 309,88                            | 4,70%                | 114,29                             | 1 371,49                            | 4,70%                | 119,66                             | 1 435,95                            |                | 125,29                             | 1 503,44                            | 4,70%                |
| Agricultural        | 102,67                             | 1 232,06                            | 4,70%                | 107,50                             | 1 289,95                            | 4,70%                | 112,55                             | 1 350,57                            |                | 117,84                             | 1 414,05                            | 4,70%                |
| BUSINESS            | 107,95                             | 1 294,41                            | 4,70%                | 113,02                             | 1 356,28                            | 4,70%                | 118,34                             | 1 420,03                            | Per Unit       | 123,90                             | 1 486,77                            | 4,70%                |
| BUSINESS - Vacant   | 107,95                             | 1 295,41                            | 4,70%                | 113,02                             | 1 356,28                            | 4,70%                | 118,34                             | 1 420,03                            |                | 123,90                             | 1 486,77                            | 4,70%                |
| CHURCH              | 97,58                              | 1 170,99                            | 4,70%                | 102,17                             | 1 226,00                            | 4,70%                | 106,97                             | 1 283,62                            |                | 112,00                             | 1 343,95                            | 4,70%                |
| Educational         | 97,58                              | 1 170,99                            | 4,70%                | 102,17                             | 1 226,00                            | 4,70%                | 106,97                             | 1 283,62                            |                | 112,00                             | 1 343,95                            | 4,70%                |
| STATE OWNED         | 102,02                             | 1 224,29                            | 4,70%                | 106,81                             | 1 281,78                            | 4,70%                | 111,84                             | 1 342,02                            | Per Unit       | 117,09                             | 1 405,10                            | 4,70%                |
| MUNICIPALITY        | 102,02                             | 1 224,29                            | 4,70%                | 106,81                             | 1 281,78                            | 4,70%                | 111,84                             | 1 342,02                            | Per Unit       | 117,09                             | 1 405,10                            | 4,70%                |

WATER TARIFFS

| CONSUMER   | Approved Tariff 2022/2023 | 2023/2024 Increase | Proposed Tariff 2023/2024 | 2024/2025 Increase | Proposed Tariff 2024/2025 | 2025/2026 Increase | Proposed Tariff 2025/2026 |
|--|---------------------------|--------------------|---------------------------|--------------------|---------------------------|--------------------|---------------------------|
| DOMESTIC (Prepaid and Conventional meters) TOTAL |                           |                    |                           |                    |                           |                    |                           |
| Consumption 0KL to 12KL                          | 16,0846                   | 9,2%               | 17,5644                   | 9,2%               | 19,1803                   | 9,2%               | 20,9449                   |
| Consumption 13KL to 25KL                         | 17,0121                   | 9,2%               | 18,5773                   | 9,2%               | 20,2864                   | 9,2%               | 22,1527                   |
| Consumption 26KL to 40KL                         | 20,4171                   | 9,2%               | 22,2955                   | 9,2%               | 24,3466                   | 9,2%               | 26,5865                   |
| Consumption 41KL to 60KL                         | 25,7914                   | 9,2%               | 28,1642                   | 9,2%               | 30,7553                   | 9,2%               | 33,5848                   |
| Consumption above 60KL                           | 29,2599                   | 9,2%               | 31,9519                   | 9,2%               | 34,8914                   | 9,2%               | 38,1014                   |
| Domestic consumers with no meter                 |                           |                    |                           |                    |                           |                    |                           |
| Minimum charge per household per month           | 98,4774                   | 9,2%               | 107,5373                  | 9,2%               | 117,4307                  | 9,2%               | 128,2343                  |
|  | -                         | 9,2%               | 0,0000                    | 9,2%               | 0,0000                    | 9,2%               | 0,0000                    |
| AGRICULTURAL DOMESTIC TOTAL                      | -                         | 9,2%               | 0,0000                    | 9,2%               | 0,0000                    | 9,2%               | 0,0000                    |
| Consumption 0KL to 12KL                          | 21,8910                   | 9,2%               | 23,9049                   | 9,2%               | 26,1042                   | 9,2%               | 28,5058                   |
| Consumption 13KL to 25KL                         | 24,0254                   | 9,2%               | 26,2357                   | 9,2%               | 28,6494                   | 9,2%               | 31,2851                   |
| Consumption 26KL to 40KL                         | 26,6553                   | 9,2%               | 29,1076                   | 9,2%               | 31,7855                   | 9,2%               | 34,7098                   |
| Consumption 41KL to 60KL                         | 26,2361                   | 9,2%               | 28,6498                   | 9,2%               | 31,2856                   | 9,2%               | 34,1638                   |
| Consumption above 60KL                           | 28,5484                   | 9,2%               | 31,1749                   | 9,2%               | 34,0430                   | 9,2%               | 37,1749                   |
|  | -                         | 9,2%               | 0,0000                    | 9,2%               | 0,0000                    | 9,2%               | 0,0000                    |
| INDUSTRIAL TOTAL                                 | -                         | 9,2%               | 0,0000                    | 9,2%               | 0,0000                    | 9,2%               | 0,0000                    |
| Consumption 0KL to 60KL                          | 25,6136                   | 9,2%               | 27,9700                   | 9,2%               | 30,5433                   | 9,2%               | 33,3532                   |
| Consumption 61KL to 100KL                        | 28,4849                   | 9,2%               | 31,1055                   | 9,2%               | 33,9673                   | 9,2%               | 37,0922                   |
| Consumption 101KL to 150KL                       | 29,9968                   | 9,2%               | 32,7565                   | 9,2%               | 35,7701                   | 9,2%               | 39,0609                   |
| Consumption 151KL+                               | 33,9608                   | 9,2%               | 37,0852                   | 9,2%               | 40,4970                   | 9,2%               | 44,2228                   |
|  | -                         | 9,2%               | 0,0000                    | 9,2%               | 0,0000                    | 9,2%               | 0,0000                    |
|  | -                         | 9,2%               | 0,0000                    | 9,2%               | 0,0000                    | 9,2%               | 0,0000                    |
| INDUSTRIAL: BOSPOORT TOTAL                       | -                         | 9,2%               | 0,0000                    | 9,2%               | 0,0000                    | 9,2%               | 0,0000                    |
| Consumption 0KL to 60KL                          | 27,0873                   | 9,2%               | 29,5794                   | 9,2%               | 32,3007                   | 9,2%               | 35,2723                   |
| Consumption 61KL to 100KL                        | 29,2726                   | 9,2%               | 31,9657                   | 9,2%               | 34,9065                   | 9,2%               | 38,1179                   |
| Consumption 101KL to 150KL                       | 28,5865                   | 9,2%               | 31,2165                   | 9,2%               | 34,0884                   | 9,2%               | 37,2245                   |
| Consumption 151KL+                               | 31,0767                   | 9,2%               | 33,9357                   | 9,2%               | 37,0578                   | 9,2%               | 40,4671                   |
|  | -                         | 9,2%               | 0,0000                    | 9,2%               | 0,0000                    | 9,2%               | 0,0000                    |
| COMMERCIAL TOTAL                                 | -                         | 9,2%               | 0,0000                    | 9,2%               | 0,0000                    | 9,2%               | 0,0000                    |
| Consumption 0KL to 60KL                          | 25,9566                   | 9,2%               | 28,3446                   | 9,2%               | 30,9523                   | 9,2%               | 33,7999                   |
| Consumption 61KL to 100KL                        | 27,8369                   | 9,2%               | 30,3979                   | 9,2%               | 33,1945                   | 9,2%               | 36,2484                   |
| Consumption 101KL to 150KL                       | 28,8406                   | 9,2%               | 31,4939                   | 9,2%               | 34,3913                   | 9,2%               | 37,5554                   |
| Consumption 151KL+                               | 31,3181                   | 9,2%               | 34,1994                   | 9,2%               | 37,3457                   | 9,2%               | 40,7815                   |
|  | -                         | 9,2%               | 0,0000                    | 9,2%               | 0,0000                    | 9,2%               | 0,0000                    |
| INSTITUTIONAL: Church TOTAL                      | -                         | 9,2%               | 0,0000                    | 9,2%               | 0,0000                    | 9,2%               | 0,0000                    |
| Consumption 0KL to 60KL                          | 24,5717                   | 9,2%               | 26,8323                   | 9,2%               | 29,3009                   | 9,2%               | 31,9966                   |
| Consumption 61KL to 100KL                        | 26,2234                   | 9,2%               | 28,6360                   | 9,2%               | 31,2705                   | 9,2%               | 34,1474                   |
| Consumption 101KL to 150KL                       | 25,0672                   | 9,2%               | 27,3734                   | 9,2%               | 29,8918                   | 9,2%               | 32,6                      |

ANNEXURE C

NW 373 RUSTENBURG LOCAL MUNICIPALITY TARIFF BOOK 2023 -2026 MTREF



| SUNDRY WATER TARIFFS                       |  |            |                 |                |                    |  |            |                 |                |                    |  |            |                 |                |                    |
|--|--|------------|-----------------|----------------|--------------------|--|------------|-----------------|----------------|--------------------|--|------------|-----------------|----------------|--------------------|
| Description                                | Approved Tariff 2022/2023                            |            |                 |                | Increase 2022/2023 | Proposed Tariff 2023/2024                            |            |                 |                | Increase 2023/2024 | Proposed Tariff 2024/2025                            |            |                 |                | Increase 2024/2025 |
| SUMMARY OF WATER CONNECTION                | Short  | Long       | Short (Prepaid) | Long (Prepaid) |                    | Short  | Long       | Short (Prepaid) | Long (Prepaid) |                    | Short  | Long       | Short (Prepaid) | Long (Prepaid) |                    |
| 15 mm Connection                           | 5 714,28   | 60 512,59  | 9 256,65        | 64 009,48      | 6,50%              | 6 085,71   | 64 445,91  | 9 858,33        | 68 170,09      | 6,50%              | 6 481,28   | 68 634,90  | 10 499,12       | 72 601,15      | 6,50%              |
| 20 mm Connection                           | 5 714,75   | 44 222,15  | 9 646,87        | 64 062,83      | 6,50%              | 6 086,21   | 47 096,59  | 10 273,91       | 68 226,92      | 6,50%              | 6 481,81   | 50 157,87  | 10 941,72       | 72 661,66      | 6,50%              |
| 25 mm Connection                           | 6 649,92   | 61 794,95  | 9 695,22        | 64 162,89      | 6,50%              | 7 082,16   | 65 811,62  | 10 325,41       | 68 333,48      | 6,50%              | 7 542,50   | 70 089,38  | 10 996,56       | 72 775,16      | 6,50%              |
|  | Short  | Long       | Short (AMR)     | Long (AMR)     | 6,50%              | Short  | Long       | Short (AMR)     | Long (AMR)     | 6,50%              | Short  | Long       | Short (AMR)     | Long (AMR)     | 6,50%              |
| 50 mm Connection                           | 24 059,62  | 96 131,77  | 32 567,54       | 104 641,35     | 6,50%              | 25 623,50  | 102 380,34 | 34 684,43       | 111 443,04     | 6,50%              | 27 289,03  | 109 035,06 | 36 938,91       | 118 686,84     | 6,50%              |
| 80 mm Connection                           | 33 151,19  | 105 815,32 | 41 660,76       | 114 323,23     | 6,50%              | 35 306,01  | 112 693,32 | 44 368,71       | 121 754,24     | 6,50%              | 37 600,90  | 120 018,38 | 47 252,68       | 129 668,27     | 6,50%              |
| 100 mm Connection                          | 39 631,34  | 142 231,59 | 48 139,25       | 121 025,18     | 6,50%              | 42 207,38  | 151 476,64 | 51 268,31       | 128 891,81     | 6,50%              | 44 950,86  | 161 322,62 | 54 600,75       | 137 269,78     | 6,50%              |
| 150 mm Connection                          | 59 990,65  | 142 231,59 | 68 500,23       | 148 171,47     | 6,50%              | 63 890,04  | 151 476,64 | 72 952,74       | 157 802,61     | 6,50%              | 68 042,89  | 161 322,62 | 77 694,67       | 168 059,78     | 6,50%              |
|  |  |            |                 |                | 6,50%              |  |            |                 |                | 6,50%              |  |            |                 |                | 6,50%              |
| SUMMARY OF SEWER CONNECTION                | Short  | Long       |                 |                |                    | Short  | Long       |                 |                |                    | Short  | Long       |                 |                |                    |
| 100 mm Sewer Connection                    | 4 755,90   | 77 081,51  | -               | -              | 6,50%              | 5 065,03   | 82 091,81  | -               | -              | 6,50%              | 5 394,26   | 87 427,78  | -               | -              | 6,50%              |
| 160 mm Sewer Connection                    | 5 171,11   | 87 297,01  | -               | -              | 6,50%              | 5 507,24   | 92 971,32  | -               | -              | 6,50%              | 5 865,21   | 99 014,45  | -               | -              | 6,50%              |
|  |  |            |                 |                | 6,50%              |  |            |                 |                | 6,50%              |  |            |                 |                | 6,50%              |
| SUMMARY OF METER TEST                      | Cost   |            |                 |                |                    | Cost   |            |                 |                |                    | Cost   |            |                 |                |                    |
| 15mm Meter Test                            | 1 182,30   | -          | -               | -              | 6,50%              | 1 259,15   | -          | -               | -              | 6,50%              | 1 341,00   | -          | -               | -              | 6,50%              |
| 20mm Meter Test                            | 1 223,99   | -          | -               | -              | 6,50%              | 1 303,55   | -          | -               | -              | 6,50%              | 1 388,28   | -          | -               | -              | 6,50%              |
| 25mm Meter Test                            | 1 819,31   | -          | -               | -              | 6,50%              | 1 937,56   | -          | -               | -              | 6,50%              | 2 063,50   | -          | -               | -              | 6,50%              |
| 50mm Meter Test                            | 2 457,99   | -          | -               | -              | 6,50%              | 2 617,76   | -          | -               | -              | 6,50%              | 2 787,91   | -          | -               | -              | 6,50%              |
| 50mm Meter Test (connection)               | 4 894,31   | -          | -               | -              | 6,50%              | 5 212,44   | -          | -               | -              | 6,50%              | 5 551,24   | -          | -               | -              | 6,50%              |
| 80mm Meter Test                            | 3 371,81   | -          | -               | -              | 6,50%              | 3 590,98   | -          | -               | -              | 6,50%              | 3 824,39   | -          | -               | -              | 6,50%              |
| 80mm Meter Test (connection)               | 6 416,79   | -          | -               | -              | 6,50%              | 6 833,88   | -          | -               | -              | 6,50%              | 7 278,08   | -          | -               | -              | 6,50%              |
| 100mm Meter Test                           | 4 285,65   | -          | -               | -              | 6,50%              | 4 564,21   | -          | -               | -              | 6,50%              | 4 860,89   | -          | -               | -              | 6,50%              |
| 100mm Meter Test (connection)              | 7 328,94   | -          | -               | -              | 6,50%              | 7 805,32   | -          | -               | -              | 6,50%              | 8 312,67   | -          | -               | -              | 6,50%              |
| 150 mm Meter Test                          | 6 263,37   | -          | -               | -              | 6,50%              | 6 670,49   | -          | -               | -              | 6,50%              | 7 104,07   | -          | -               | -              | 6,50%              |
| 150mm Meter Test (connection)              | 7 328,94   | -          | -               | -              | 6,50%              | 7 805,32   | -          | -               | -              | 6,50%              | 8 312,67   | -          | -               | -              | 6,50%              |
| 200mm Meter Test                           | 6 263,37   | -          | -               | -              | 6,50%              | 6 670,49   | -          | -               | -              | 6,50%              | 7 104,07   | -          | -               | -              | 6,50%              |
| 200mm Meter Test (connection)              | 7 328,94   | -          | -               | -              | 6,50%              | 7 805,32   | -          | -               | -              | 6,50%              | 8 312,67   | -          | -               | -              | 6,50%              |
| 15mm water meter KSM                       | 585,32   | -          | -               | -              | 6,50%              | 623,36   | -          | -               | -              | 6,50%              | 663,88   | -          | -               | -              | 6,50%              |
| 15mm water metered box                     | 830,45   | -          | -               | -              | 6,50%              | 884,42   | -          | -               | -              | 6,50%              | 941,91   | -          | -               | -              | 6,50%              |
| 20mm water meter KSM                       | 608,66   | -          | -               | -              | 6,50%              | 648,22   | -          | -               | -              | 6,50%              | 690,36   | -          | -               | -              | 6,50%              |
| 20mm water metered box                     | 1 093,93   | -          | -               | -              | 6,50%              | 1 165,03   | -          | -               | -              | 6,50%              | 1 240,76   | -          | -               | -              | 6,50%              |
| 25mm water meter KSM                       | 1 389,09   | -          | -               | -              | 6,50%              | 1 479,38   | -          | -               | -              | 6,50%              | 1 575,54   | -          | -               | -              | 6,50%              |
| 25mm water metered box                     | 1 730,93   | -          | -               | -              | 6,50%              | 1 843,44   | -          | -               | -              | 6,50%              | 1 963,26   | -          | -               | -              | 6,50%              |
| 50mm water meter                           | 3 852,08   | -          | -               | -              | 6,50%              | 4 102,46   | -          | -               | -              | 6,50%              | 4 369,12   | -          | -               | -              | 6,50%              |
| 50mm combination meter                     | 12 423,36  | -          | -               | -              | 6,50%              | 13 230,88  | -          | -               | -              | 6,50%              | 14 090,88  | -          | -               | -              | 6,50%              |
| 80mm water meter                           | 4 902,64   | -          | -               | -              | 6,50%              | 5 221,31   | -          | -               | -              | 6,50%              | 5 560,70   | -          | -               | -              | 6,50%              |
| 80mm combination meter                     | 13 557,30  | -          | -               | -              | 6,50%              | 14 438,53  | -          | -               | -              | 6,50%              | 15 377,03  | -          | -               | -              | 6,50%              |
| 100mm water meter                          | 5 386,23   | -          | -               | -              | 6,50%              | 5 736,34   | -          | -               | -              | 6,50%              | 6 109,20   | -          | -               | -              | 6,50%              |
| 100mm combination meter                    | 15 008,09  | -          | -               | -              | 6,50%              | 15 983,61  | -          | -               | -              | 6,50%              | 17 022,55  | -          | -               | -              | 6,50%              |
| 150mm water meter                          | 8 754,72   | -          | -               | -              | 6,50%              | 9 323,78   | -          | -               | -              | 6,50%              | 9 929,82   | -          | -               | -              | 6,50%              |
| 150mm combination meter                    | 29 682,66  | -          | -               | -              | 6,50%              | 31 612,03  | -          | -               | -              | 6,50%              | 33 666,81  | -          | -               | -              | 6,50%              |
| Prepaid / smart meter 15 - 25 mm           | 4 168,91   | -          | -               | -              | 6,50%              | 4 439,89   | -          | -               | -              | 6,50%              | 4 728,48   | -          | -               | -              | 6,50%              |
|  |  |            |                 |                | 6,50%              |  |            |                 |                | 6,50%              |  |            |                 |                | 6,50%              |
| OTHER SERVICES                             |  |            |                 |                |                    |  |            |                 |                |                    |  |            |                 |                |                    |
| Description                                |  |            |                 |                | 6,50%              |  |            |                 |                | 6,50%              |  |            |                 |                | 6,50%              |
| WSDP Copy                                  | 386,87   | -          | -               | -              | 6,50%              | 412,02   | -          | -               | -              | 6,50%              | 438,80   | -          | -               | -              | 6,50%              |
| Water services bylaw copy                  | 96,72  | -          | -               | -              | 6,50%              | 103,00   | -          | -               | -              | 6,50%              | 109,70   | -          | -               | -              | 6,50%              |
| Delivery of water by tankers               | 913,82   | -          | -               | -              | 6,50%              | 973,22   | -          | -               | -              | 6,50%              | 1 036,48   | -          | -               | -              | 6,50%              |
| Septic and sewer tank disludging per Liter | 0,39   | -          | -               | -              | 6,50%              | 0,41   | -          | -               | -              | 6,50%              | 0,44   | -          | -               | -              | 6,50%              |
| Treated Water per kl                       | 14,70  | -          | -               | -              | 6,50%              | 15,66  | -          | -               | -              | 6,50%              | 16,67  | -          | -               | -              | 6,50%              |
| Portable toilets hire                      | 445,24   | -          | -               | -              | 6,50%              | 474,18   | -          | -               | -              | 6,50%              | 505,00   | -          | -               | -              | 6,50%              |
| Water quality check per parameter          | Based on current rates of appointed service provider |            |                 |                | 6,50%              | Based on current rates of appointed service provider |            |                 |                | 6,50%              | Based on current rates of appointed service provider |            |                 |                | 6,50%              |
| Night soil disposal per 5Kl or part        | 533,39   | -          | -               | -              | 6,50%              | 568,06   | -          | -               | -              | 6,50%              | 604,99   | -          | -               | -              | 6,50%              |
| Prepaid meter tag                          | 191,80   | -          | -               | -              | 6,50%              | 204,26   | -          | -               | -              | 6,50%              | 217,54   | -          | -               | -              | 6,50%              |
| Relocation of services                     | Quote on request                                     |            |                 |                | 6,50%              | Quote on request                                     |            |                 |                | 6,50%              | Quote on request                                     |            |                 |                | 6,50%              |
| Damage recovery                            | As per extent based on losses                        |            |                 |                | 6,50%              | As per extent based on losses                        |            |                 |                | 6,50%              | As per extent based on losses                        |            |                 |                | 6,50%              |
| Adjustment of manhole                      | Quote on request                                     |            |                 |                | 6,50%              | Quote on request                                     |            |                 |                | 6,50%              | Quote on request                                     |            |                 |                | 6,50%              |

| SANITATION SERVICES       |                              |                         |                              |                         |                              |                         |                              |                         |                              |                         |                              |                |
|---------------------------|------------------------------|-------------------------|------------------------------|-------------------------|------------------------------|-------------------------|------------------------------|-------------------------|------------------------------|-------------------------|------------------------------|----------------|
| CONSUMER                  | Approved Tariff<br>2020/2021 | 2021/2022<br>Increase % | Approved Tariff<br>2021/2022 | 2022/2023<br>Increase % | Proposed Tariff<br>2022/2023 | 2023/2024<br>Increase % | Proposed Tariff<br>2023/2024 | 2024/2025<br>Increase % | Proposed Tariff<br>2024/2025 | 2025/2026<br>Increase % | Proposed Tariff<br>2025/2026 | Billing Method |
| Residential 1 TOTAL       |                              |                         |                              |                         |                              |                         |                              |                         |                              |                         |                              |                |
| Up to and including 300m2 | 163.7792                     | 6,50%                   | 174.4248                     | 6,50%                   | 185.7625                     | 9,20%                   | 202.8526                     | 9,20%                   | 221.5150                     | 9,20%                   | 241.8944                     | Sewer points   |
| 301m2 to 1000m2           | 173.6101                     | 6,50%                   | 184.8948                     | 6,50%                   | 196.9129                     | 9,20%                   | 215.0289                     | 9,20%                   | 234.8116                     | 9,20%                   | 256.4142                     |                |
| 1001m2 to 2000m2          | 187.5060                     | 6,50%                   | 199.6939                     | 6,50%                   | 212.6740                     | 9,20%                   | 232.2400                     | 9,20%                   | 253.6061                     | 9,20%                   | 276.9378                     |                |
| 2001m2 and Above          | 206.2401                     | 6,50%                   | 219.6457                     | 6,50%                   | 233.9227                     | 9,20%                   | 255.4436                     | 9,20%                   | 278.9444                     | 9,20%                   | 304.6073                     |                |
| Residential 2-4 TOTAL     |                              |                         |                              |                         |                              |                         |                              |                         |                              |                         |                              |                |
| Up to and including 300m2 | 165.2704                     | 6,50%                   | 176.0130                     | 6,50%                   | 187.4538                     | 9,20%                   | 204.6996                     | 9,20%                   | 223.5319                     | 9,20%                   | 244.0969                     | Sewer points   |
| 301m2 to 1000m2           | 175.1787                     | 6,50%                   | 186.5653                     | 6,50%                   | 198.6921                     | 9,20%                   | 216.9717                     | 9,20%                   | 236.9331                     | 9,20%                   | 258.7310                     |                |
| 1001m2 to 2000m2          | 189.1961                     | 6,50%                   | 201.4938                     | 6,50%                   | 214.5909                     | 9,20%                   | 234.3333                     | 9,20%                   | 255.8920                     | 9,20%                   | 279.4340                     |                |
| 2001m2 and Above          | 206.2401                     | 6,50%                   | 219.6457                     | 6,50%                   | 233.9227                     | 9,20%                   | 255.4436                     | 9,20%                   | 278.9444                     | 9,20%                   | 304.6073                     |                |
| Business/Commercial TOTAL |                              |                         |                              |                         |                              |                         |                              |                         |                              |                         |                              | Sewer points   |
| Up to and including 300m2 | 178.5698                     | 6,50%                   | 190.1768                     | 6,50%                   | 202.5383                     | 9,20%                   | 221.1719                     | 9,20%                   | 241.5197                     | 9,20%                   | 263.7395                     |                |
| 301m2 to 1000m2           | 198.2648                     | 6,50%                   | 211.1520                     | 6,50%                   | 224.8769                     | 9,20%                   | 245.5656                     | 9,20%                   | 268.1576                     | 9,20%                   | 292.8281                     |                |
| 1001m2 to 2000m2          | 224.0904                     | 6,50%                   | 238.6563                     | 6,50%                   | 254.1689                     | 9,20%                   | 277.5525                     | 9,20%                   | 303.0873                     | 9,20%                   | 330.9713                     |                |
| 2001m2 and Above          | 257.7918                     | 6,50%                   | 274.5483                     | 6,50%                   | 292.3939                     | 9,20%                   | 319.2941                     | 9,20%                   | 348.6692                     | 9,20%                   | 380.7468                     |                |
| Industrial TOTAL          |                              |                         |                              |                         |                              |                         |                              |                         |                              |                         |                              | Sewer points   |
| Up to and including 300m2 | 185.3962                     | 6,50%                   | 197.4470                     | 6,50%                   | 210.2810                     | 9,20%                   | 229.6269                     | 9,20%                   | 250.7525                     | 9,20%                   | 273.8218                     |                |
| 301m2 to 1000m2           | 205.8093                     | 6,50%                   | 219.1869                     | 6,50%                   | 233.4341                     | 9,20%                   | 254.9100                     | 9,20%                   | 278.3617                     | 9,20%                   | 303.9710                     |                |
| 1001m2 to 2000m2          | 232.6179                     | 6,50%                   | 247.7381                     | 6,50%                   | 263.8410                     | 9,20%                   | 288.1144                     | 9,20%                   | 314.6209                     | 9,20%                   | 343.5661                     |                |
| 2001m2 and Above          | 267.6006                     | 6,50%                   | 284.9946                     | 6,50%                   | 303.5193                     | 9,20%                   | 331.4431                     | 9,20%                   | 361.9358                     | 9,20%                   | 395.2339                     |                |
| Government TOTAL          |                              |                         |                              |                         |                              |                         |                              |                         |                              |                         |                              | Sewer points   |
| Up to and including 300m2 | 185.3962                     | 6,50%                   | 197.4470                     | 6,50%                   | 210.2810                     | 9,20%                   | 229.6269                     | 9,20%                   | 250.7525                     | 9,20%                   | 273.8218                     |                |
| 301m2 to 1000m2           | 205.8093                     | 6,50%                   | 219.1869                     | 6,50%                   | 233.4341                     | 9,20%                   | 254.9100                     | 9,20%                   | 278.3617                     | 9,20%                   | 303.9710                     |                |
| 1001m2 to 2000m2          | 232.6179                     | 6,50%                   | 247.7381                     | 6,50%                   | 263.8410                     | 9,20%                   | 288.1144                     | 9,20%                   | 314.6209                     | 9,20%                   | 343.5661                     |                |
| 2001m2 and Above          | 267.6006                     | 6,50%                   | 284.9946                     | 6,50%                   | 303.5193                     | 9,20%                   | 331.4431                     | 9,20%                   | 361.9358                     | 9,20%                   | 395.2339                     |                |
| Church TOTAL              |                              |                         |                              |                         |                              |                         |                              |                         |                              |                         |                              |                |
| Up to and including 300m2 | 178.5256                     | 6,50%                   | 190.1298                     | 6,50%                   | 202.4882                     | 9,20%                   | 221.1171                     | 9,20%                   | 241.4599                     | 9,20%                   | 263.6742                     |                |
| 301m2 to 1000m2           | 197.2928                     | 6,50%                   | 210.1168                     | 6,50%                   | 223.7744                     | 9,20%                   | 244.3617                     | 9,20%                   | 266.8429                     | 9,20%                   | 291.3925                     |                |
| 1001m2 to 2000m2          | 222.0469                     | 6,50%                   | 236.4799                     | 6,50%                   | 251.8511                     | 9,20%                   | 275.0215                     | 9,20%                   | 300.3234                     | 9,20%                   | 327.9532                     |                |
| 2001m2 and Above          | 257.7918                     | 6,50%                   | 274.5483                     | 6,50%                   | 292.3939                     | 9,20%                   | 319.2941                     | 9,20%                   | 348.6692                     | 9,20%                   | 380.7468                     |                |
| Educational TOTAL         |                              |                         |                              |                         |                              |                         |                              |                         |                              |                         |                              |                |
| Up to and including 300m2 | 178.5256                     | 6,50%                   | 190.1298                     | 6,50%                   | 202.4882                     | 9,20%                   | 221.1171                     | 9,20%                   | 241.4599                     | 9,20%                   | 263.6742                     |                |
| 301m2 to 1000m2           | 197.2928                     | 6,50%                   | 210.1168                     | 6,50%                   | 223.7744                     | 9,20%                   | 244.3617                     | 9,20%                   | 266.8429                     | 9,20%                   | 291.3925                     |                |
| 1001m2 to 2000m2          | 222.0469                     | 6,50%                   | 236.4799                     | 6,50%                   | 251.8511                     | 9,20%                   | 275.0215                     | 9,20%                   | 300.3234                     | 9,20%                   | 327.9532                     |                |
| 2001m2 and Above          | 257.7918                     | 6,50%                   | 274.5483                     | 6,50%                   | 292.3939                     | 9,20%                   | 319.2941                     | 9,20%                   | 348.6692                     | 9,20%                   | 380.7468                     |                |
| Agri Residential TOTAL    |                              |                         |                              |                         |                              |                         |                              |                         |                              |                         |                              |                |
| Up to and including 300m2 | 163.7902                     | 6,50%                   | 174.4366                     | 6,50%                   | 185.7749                     | 9,20%                   | 202.8662                     | 9,20%                   | 221.5299                     | 9,20%                   | 241.9107                     |                |
| 301m2 to 1000m2           | 173.6101                     | 6,50%                   | 184.8948                     | 6,50%                   | 196.9129                     | 9,20%                   | 215.0289                     | 9,20%                   | 234.8116                     | 9,20%                   | 256.4142                     |                |
| 1001m2 to 2000m2          | 187.4950                     | 6,50%                   | 199.6822                     | 6,50%                   | 212.6615                     | 9,20%                   | 232.2264                     | 9,20%                   | 253.5912                     | 9,20%                   | 276.9216                     |                |
| 2001m2 and Above          | 206.2511                     | 6,50%                   | 219.6574                     | 6,50%                   | 233.9352                     | 9,20%                   | 255.4572                     | 9,20%                   | 278.9592                     | 9,20%                   | 304.6235                     |                |
| Agri Business TOTAL       |                              |                         |                              |                         |                              |                         |                              |                         |                              |                         |                              |                |
| Up to and including 300m2 | 178.5919                     | 6,50%                   | 190.2004                     | 6,50%                   | 202.5634                     | 9,20%                   | 221.1992                     | 9,20%                   | 241.5496                     | 9,20%                   | 263.7721                     |                |
| 301m2 to 1000m2           | 198.2648                     | 6,50%                   | 211.1520                     | 6,50%                   | 224.8769                     | 9,20%                   | 245.5656                     | 9,20%                   | 268.1576                     | 9,20%                   | 292.8281                     |                |
| 1001m2 to 2000m2          | 224.0904                     | 6,50%                   | 238.6563                     | 6,50%                   | 254.1689                     | 9,20%                   | 277.5525                     | 9,20%                   | 303.0873                     | 9,20%                   | 330.9713                     |                |
| 2001m2 and Above          | 257.7918                     | 6,50%                   | 274.5483                     | 6,50%                   | 292.3939                     | 9,20%                   | 319.2941                     | 9,20%                   | 348.6692                     | 9,20%                   | 380.7468                     |                |
| Municipal TOTAL           |                              |                         |                              |                         |                              |                         |                              |                         |                              |                         |                              | Sewer points   |
| Up to and including 300m2 | 178.5919                     | 6,50%                   | 190.2004                     | 6,50%                   | 202.5634                     | 9,20%                   | 221.1992                     | 9,20%                   | 241.5496                     | 9,20%                   | 263.7721                     |                |
| 301m2 to 1000m2           | 198.2648                     | 6,50%                   | 211.1520                     | 6,50%                   | 224.8769                     | 9,20%                   | 245.5656                     | 9,20%                   | 268.1576                     | 9,20%                   | 292.8281                     |                |
| 1001m2 to 2000m2          | 224.0904                     | 6,50%                   | 238.6563                     | 6,50%                   | 254.1689                     | 9,20%                   | 277.5525                     | 9,20%                   | 303.0873                     | 9,20%                   | 330.9713                     |                |
| 2001m2 and Above          | 257.7918                     | 6,50%                   | 274.5483                     | 6,50%                   | 292.3939                     | 9,20%                   | 319.2941                     | 9,20%                   | 348.6692                     | 9,20%                   | 380.7468                     |                |
| Special TOTAL             |                              |                         |                              |                         |                              |                         |                              |                         |                              |                         |                              | Sewer points   |
| Up to and including 300m2 | 178.5919                     | 6,50%                   | 190.2004                     | 6,50%                   | 202.5634                     | 9,20%                   | 221.1992                     | 9,20%                   | 241.5496                     | 9,20%                   | 263.7721                     |                |
| 301m2 to 1000m2           | 200.0874                     | 6,50%                   | 213.0931                     | 6,50%                   | 226.9441                     | 9,20%                   | 247.8320                     | 9,20%                   | 270.6227                     | 9,20%                   | 295.5200                     |                |
| 1001m2 to 2000m2          | 232.9272                     | 6,50%                   | 248.0675                     | 6,50%                   | 264.1919                     | 9,20%                   | 288.4975                     | 9,20%                   | 315.0393                     | 9,20%                   | 344.0229                     |                |
| 2001m2 and Above          | 264.7618                     | 6,50%                   | 281.9713                     | 6,50%                   | 300.2995                     | 9,20%                   | 327.9270                     | 9,20%                   | 358.0963                     | 9,20%                   | 391.0411                     |                |
| Vacant property TOTAL     |                              |                         |                              |                         |                              |                         |                              |                         |                              |                         |                              |                |
| Up to and including 300m2 | 166.9383                     | 6,50%                   | 177.7893                     | 6,50%                   | 189.3456                     | 9,20%                   | 206.7654                     | 9,20%                   | 225.7878                     | 9,20%                   | 246.5603                     |                |
| 301m2 to 1000m2           | 183.6289                     | 6,50%                   | 195.5648                     | 6,50%                   | 208.2765                     | 9,20%                   | 227.4379                     | 9,20%                   | 248.3622                     | 9,20%                   | 271.2115                     |                |
| 1001m2 to 2000m2          | 205.6657                     | 6,50%                   | 219.0340                     | 6,50%                   | 233.2712                     | 9,20%                   | 254.7321                     | 9,20%                   | 278.1675                     | 9,20%                   | 303.7589                     |                |
| 2001m2 and Above          | 234.4626                     | 6,50%                   | 249.7027                     | 6,50%                   | 265.9333                     | 9,20%                   | 290.3992                     | 9,20%                   | 317.1159                     | 9,20%                   | 346.2906                     |                |

ANNEXURE C

NW 373 RUSTENBURG LOCAL MUNICIPALITY TARIFF BOOK 2023 -2026 MTREF



| WASTE MANAGEMENT SERVICES UNIT   |             |           |                                |                                |   |  |                   |                                |
|--|-------------|-----------|--------------------------------|--------------------------------|---|--|-------------------|--------------------------------|
| Description  | Tariff Code | Unit      | Current<br>Tariff<br>2022/2023 | 5.3 %<br>Increase<br>2023/2024 | Proposed<br>Tariff<br>4.5%<br>Increase<br>2024/2025 | Proposed<br>Tariff<br>4.5 %<br>Increase<br>2025/2026 | Billing<br>method | 5.30%<br>Increase<br>2023/2024 |
| 1. DOMESTIC  |             |           |                                |                                |   |  | Per unit          |                                |
| Collection of 4 refuse bags/or 240L bin 1x per week -res 1 - Including Basic Charge.   | AA          | R/month   | 166,69                         | 175,52                         | 183,42  | 191,68   |                   | 5,3                            |
| ADDITIONAL REFUSE BAGS REMOVAL (PER BAG)   | NEW         |           | 41,68                          | 43,89                          | 45,86   | 47,93  |                   | 5,3                            |
| Collection of 4 refuse bags/or 240L bin 1x per week res 2-4  | BA          | R/month   | 166,69                         | 175,52                         | 183,42  | 191,68   |                   | 5,3                            |
| BASIC CHARGE WITHOUT COLLECTION<br>(Applicable to vacant stands for street cleaning)   | NEW         |           | 83,34                          | 87,76                          | 91,71   | 95,83  |                   | 5,3                            |
| 2. COMMERCIAL/INDUSTRIAL   |             |           |                                |                                |   |  | Per unit          |                                |
| BASIC CHARGE (Without Collection)  |             | R/month   | 638,29                         | 672,12                         | 702,36  | 733,97   |                   | 5,3                            |
| BAG COLLECTION 2 X PER WEEK  |             | R/month   | 638,29                         | 672,12                         | 702,36  | 733,97   |                   | 5,3                            |
| 240L BULK CONTAINER 1 X WEEK   | CF          | R/month   | 638,29                         | 672,12                         | 702,36  | 733,97   |                   | 5,3                            |
| 240L BULK CONTAINER (ADDITIONAL)   | CG          | R/month   | 543,42                         | 572,22                         | 597,97  | 624,88   |                   | 5,3                            |
| 770L BULK CONTAINER 1 X WEEK   |             | R/month   | 1897,64                        | 1998,21                        | 2088,13   | 2182,10  |                   | 5,3                            |
| 770L BULK CONTAINER (ADDITIONAL)   |             | R/month   | 1604,35                        | 1689,38                        | 1765,40   | 1844,85  |                   | 5,3                            |
| 1100L BULK CONTAINER 1 X WEEK  |             | R/month   | 2725,68                        | 2870,14                        | 2999,30   | 3134,27  |                   | 5,3                            |
| 1100L BULK CONTAINER (ADDITIONAL)  |             | R/month   | 2311,66                        | 2434,18                        | 2543,72   | 2658,18  |                   | 5,3                            |
| 1.5 m³ BULK CONTAINER 1 X WEEK   | CB          | R/month   | 3105,21                        | 3269,79                        | 3416,93   | 3570,69  |                   | 5,3                            |
| 1.5 m³ BULK CONTAINER 1 X WEEK (ADDITIONAL)  | CC          | R/month   | 2656,68                        | 2797,48                        | 2923,37   | 3054,92  |                   | 5,3                            |
| 4.0 m³ BULK CONTAINER 1 X WEEK   |             | R/month   | 7072,99                        | 7447,86                        | 7783,01   | 8133,25  |                   | 5,3                            |
| 4.0 m³ BULK CONTAINER 1 X WEEK (ADDITIONAL)  |             | R/month   | 5968,91                        | 6285,26                        | 6568,10   | 6863,66  |                   | 5,3                            |
| 6.0 m³ BULK CONTAINER 1 X WEEK   | CD          | R/month   | 10480,51                       | 11035,98                       | 11532,60  | 12051,56   |                   | 5,3                            |
| 6.0 m³ BULK CONTAINER 1 X WEEK (ADDITIONAL)  | CE          | R/month   | 8884,36                        | 9355,23                        | 9776,22   | 10216,15   |                   | 5,3                            |
| 3. INSTITUTIONAL   |             |           |                                |                                |   |  |                   |                                |
| MUNICIPAL  | EA          | R/month   | 175,09                         | 184,37                         | 192,67  | 201,34   | Per unit          | 5,3                            |
| GOVERNMENT   | FA          | R/month   | 175,09                         | 184,37                         | 192,67  | 201,34   | Per unit          | 5,3                            |
| CHURCH   | GA          | R/month   | 175,09                         | 184,37                         | 192,67  | 201,34   | Per stand         | 5,3                            |
| EDUCATIONAL  | JA          | R/month   | 175,09                         | 184,37                         | 192,67  | 201,34   | Per stand         | 5,3                            |
| 4. RENTAL SERVICES   |             |           |                                |                                |   |  |                   |                                |
| 240L BIN RENTAL (Including disposal costs)   | CJ          | R/week    | 301,4                          | 317,37                         | 331,66  | 346,58   |                   | 5,3                            |
| 770L CONTAINER RENTAL (Including disposal costs)   |             | R/week    | 604,37                         | 636,40                         | 665,04  | 694,97   |                   | 5,3                            |
| 1100L CONTAINER RENTAL (Including disposal costs)  |             | R/week    | 690,7                          | 727,31                         | 760,04  | 794,24   |                   | 5,3                            |
| 4 m³ SKIP CONTAINER RENTAL (Per Load/ Removal)   | CK          | R/week    | 800                            | 842,40                         | 880,31  | 919,92   |                   | 5,3                            |
| 6 m³ SKIP CONTAINER RENTAL (Per Load/ Removal)   |             | R/week    | 1000                           | 1053,00                        | 1100,39   | 1149,90  |                   | 5,3                            |
| 9 m³ SKIP CONTAINER RENTAL (Per Load/ Removal)   |             | R/week    | 1500                           | 1579,50                        | 1650,58   | 1724,85  |                   | 5,3                            |
| 12 m³ SKIP CONTAINER RENTAL (Per Load/ Removal)  |             | R/week    | 1800                           | 1895,40                        | 1980,69   | 2069,82  |                   | 5,3                            |
| 36/38 m³ RORO CONTAINER RENTAL (Per Load/Removal)  |             | R/week    | 3000                           | 3159,00                        | 3301,16   | 3449,71  |                   | 5,3                            |
| 5. OTHER SERVICES  |             |           |                                |                                |   |  |                   |                                |
| ANNUAL REGISTRATION AND LICENSING OF COMMERCIAL/PRIVATE WASTE COLLECTORS FROM THE JURISDICTION OF RLM  | NEW         |           | 2297,58                        | 2419,35174                     | 2528,22   | 2641,99  | NEW               | 5,3                            |
| (ONCE OFF PAYMENT THAT MUST BE PAID ONCE IN A FINANCIAL YEAR)  |             |           |                                |                                |   |  |                   |                                |
| Above 4 ton vehicle  |             |           |                                |                                |   |  |                   |                                |
| ANNUAL REGISTRATION AND LICENSING OF COMMERCIAL/PRIVATE WASTE COLLECTORS FROM THE JURISDICTION OF RLM  |             |           |                                |                                |   |  |                   |                                |
| (ONCE OFF PAYMENT THAT MUST BE PAID ONCE IN A FINANCIAL YEAR) Less than 4 ton vehicle  |             |           | 574,39                         | 604,83267                      | 632,05  | 660,49   | NEW               | 5,3                            |
| ANNUAL REGISTRATION AND LICENSING OF COMMERCIAL/PRIVATE WASTE COLLECTORS FROM OUTSIDE THE JURISDICTION OF RLM  |             |           |                                |                                |   |  |                   |                                |
| (ONCE OFF PAYMENT THAT MUST BE PAID ONCE IN A FINANCIAL YEAR) More than 4 ton vehicle  |             |           | 3446,36                        | 3629,01708                     | 3792,32   | 3962,98  | NEW               | 5,3                            |
| ANNUAL REGISTRATION AND LICENSING OF COMMERCIAL/PRIVATE WASTE COLLECTORS FROM OUTSIDE THE JURISDICTION OF RLM  | NEW         |           | 1723,18                        | 1814,50854                     | 1896,16   | 1981,49  | NEW               | 5,3                            |
| (ONCE OFF PAYMENT THAT MUST BE PAID ONCE IN A FINANCIAL YEAR) Less than 4 ton vehicle  |             |           |                                |                                |   |  |                   |                                |
| RENTAL OF WASTE MANAGEMENT HALL  |             | R/day     | 1382,41                        | 1455,68                        | 1521,18   | 1589,64  |                   | 5,3                            |
| ILLEGAL DUMPING REMOVAL ON EMPTY STANDS 1- 1000 SQUARE METERS  |             | R/stand   | 14050,13                       | 14794,79                       | 15460,55  | 16156,28   |                   | 5,3                            |
| ILLEGAL DUMPING REMOVAL ON EMPTY STANDS 1001 SQUARE METERS AND ABOVE   |             | R/stand   | 17388,8                        | 18310,41                       | 19134,37  | 19995,42   |                   | 5,3                            |
| SPECIAL WASTE REMOVAL  | KA          | R/t       | 1453,44                        | 1530,47                        | 1599,34   | 1671,31  |                   | 5,3                            |
| CARCASS REMOVAL  | KD          | R/carcass | 401,63                         | 422,92                         | 441,95  | 461,84   |                   | 5,3                            |
| CONDEMNED FOODSTUFF  |             | R/t       | 1371,15                        | 1443,82                        | 1508,79   | 1576,69  |                   | 5,3                            |
| CONDEMNED FOODSTUFF < ton  | NEW         | <ton      | 600                            | 631,80                         | 660,23  | 689,94   |                   | 5,3                            |
| STREET SWEEPER OR COLLECTION WORKER  |             | R/h       | 188,83                         | 198,84                         | 207,79  | 217,14   |                   | 5,3                            |
| DRIVER   |             | R/h       | 279,14                         | 293,93                         | 307,16  | 320,98   |                   | 5,3                            |
| 240 LITER BIN ONCE OFF PURCHASE  |             | R         | 886,83                         | 933,83                         | 975,85  |  |                   | 5,3                            |
| 770 LITER BIN ONCE OFF PURCHASE  |             | R         | 8346,61                        | 8788,98                        | 9184,48   | 9597,79  |                   | 5,3                            |
| 1100 LITER BIN ONCE OFF PURCHASE   |             | R         | 8694,39                        | 9155,19                        | 9567,18   | 9997,70  |                   | 5,3                            |
| 6. DISPOSAL CHARGES AT THE DROP- OFF CENTRES AND TRANSFER STATIONS   |             |           |                                |                                |   |  |                   |                                |
| Garden Waste Disposal by non-commercial residents  | NEW         |           | 0                              |                                | 0   | 0  |                   |                                |
| 7. DISPOSAL CHARGES AT THE WATerval LANDFILL   |             |           |                                |                                |   |  |                   |                                |
| Non Municipal Resident   |             | R/t       | 517,22                         | 544,63266                      | 569,14  | 594,75   |                   | 5,3                            |
| General waste (household waste and similar commercial, industrial and institutional wastes)  |             | R/t       | 123,15                         | 129,68                         | 135,51  | 141,61   |                   | 5,3                            |
| Construction and demolition waste (uncontaminated soil and rubble up to a length of 80 cm from edge to edge)   |             | R/t       | 8,21                           | 8,65                           | 9,03  | 9,44   |                   | 5,3                            |
| Rubble (stone, concrete or asphalt) with a length of larger than 80 cm from edge to edge   |             | R/t       | 16,43                          | 17,30                          | 18,08   | 18,89  |                   | 5,3                            |
| Mixed construction and demolition waste (including glass, packaging, gypsum, wood, plastics, metals, etc.)   |             | R/t       | 1378,55                        | 1451,61                        | 1516,94   | 1585,20  |                   | 5,3                            |
| Special waste (Includes solid, liquid, sludge waste or waste requiring special handling, e.g. condemned foodstuff, animal carcasses, de-listed sanitary waste, rags and grit from sewerage works, incinerator ash, sludge etc. |             | R/t       | 328,4                          | 345,81                         | 361,37  | 377,63   |                   | 5,3                            |
| All special wastes will require prior approval and   |             |           | 0                              | 0                              | 0   | 0  |                   |                                |
| laboratory testing)  |             |           | 0                              | 0                              | 0   | 0  |                   |                                |
| Mixed industrial and commercial waste  |             | R/t       | 246,3                          | 259,35                         | 271,02  | 283,22   |                   | 5,3                            |
| Waste tyres up to a diameter of 0.8 m (normal passenger vehicle tyre) - without wheel rim  |             | R/tyre    | 229,76                         | 241,94                         | 252,82  | 264,20   |                   | 5,3                            |
| Waste tyres up to a diameter of 0.8 m (normal passenger vehicle tyre) - with wheel rim   |             | R/tyre    | 344,64                         | 362,91                         | 379,24  | 396,30   |                   | 5,3                            |
| Waste tyres with a diameter of larger than 0.8 m - without wheel rim   |             | R/tyre    | 574,39                         | 604,83                         | 632,05  | 660,49   |                   | 5,3                            |
| Waste tyres with a diameter of larger than 0.8 m - with wheel rim  |             | R/tyre    | 919,03                         | 967,74                         | 1011,29   | 1056,79  |                   | 5,3                            |
| Tyres cut or shredded  |             | R/t       | 2297,58                        | 2419,35                        | 2528,22   | 2641,99  |                   | 5,3                            |
| Bulky waste (Furniture, sofas, beds, mattresses, shelves, carpets, bicycles, and other bulky household items)  |             | R/t       | 82,1                           | 86,45                          | 90,34   | 94,41  |                   | 5,3                            |
| Garden Waste Disposal  |             | R/t       | 16,43                          | 17,30                          | 18,08   | 18,89  |                   | 5,3                            |

| SWIMMING POOLS              |   |   |   |   |   |
|-----------------------------|---|---|---|---|---|
| Name of Facility            | Description   | Current<br>Tariff 22/23   | Proposed<br>Tariff 23/24  | Proposed<br>Tariff 24/25  | Proposed<br>Tariff 25/26  |
| Marais Street Swimming Pool | Adult (18 years and older)  | R20,00  | R21,00  | R22,00  | R23,00  |
|                             | Child (between 3 and 17 years)  | R6.00 (during weekends, School holidays and Public holidays)  | R7.00 (during weekends, School holidays and Public holidays)  | R8.00 (during weekends, School holidays and Public holidays)  | R9.00 (during weekends, School holidays and Public holidays)  |
|                             |   | R10.00 (during the week Monday to Friday)   | R11.00 (during the week Monday to Friday)   | R12.00 (during the week Monday to Friday)   | R13.00 (during the week Monday to Friday)   |
|                             | Pensioner (63 years and over / Pensioner with pension cards)  | R15,00  | R16,00  | R17,00  | R18,00  |
|                             | School Group Booking (0 to 600 kids) no group bookings on weekends, school holidays and public holidays | R5.00 per ticket one entry  | R6.00 per ticket one entry  | R7.00 per ticket one entry  | R8.00 per ticket one entry  |
|                             | Private Event (terms and conditions apply)  | R2 000,00   | R2 100,00   | R2 200,00   | R2 300,00   |
|                             | Gala (Provincial/National)  | R3 000 (RLM collect gate takings) or R10 000 (Swimming Club collect gate takings) Access to the Clubhouse included (terms and conditions apply) | R3 150 (RLM collect gate takings) or R10 000 (Swimming Club collect gate takings) Access to the Clubhouse included (terms and conditions apply) | R3 250 (RLM collect gate takings) or R10 400 (Swimming Club collect gate takings) Access to the Clubhouse included (terms and conditions apply) | R3 350 (RLM collect gate takings) or R10 800 (Swimming Club collect gate takings) Access to the Clubhouse included (terms and conditions apply) |
|                             | Gala (School Inter-house/ Inter-high)   | R1 000 (Spectators pay normal entry fee at municipal cashier. Access to the Clubhouse included (terms and conditions apply)                     | R1 050 (Spectators pay normal entry fee at municipal cashier. Access to the Clubhouse included (terms and conditions apply)                     | R1 100 (Spectators pay normal entry fee at municipal cashier. Access to the Clubhouse included (terms and conditions apply)                     | R1 150 (Spectators pay normal entry fee at municipal cashier. Access to the Clubhouse included (terms and conditions apply)                     |
|                             | Coaching or Teaching Swimming Lessons per month   | R850,00   | R900,00   | R950,00   | R1 000,00   |
|                             | Harry Wulfse Hall   | n/a   | Deposit R620 Rental R1240 Total R1860   | Deposit R620 Rental R1300 Total R1920   | Deposit R620 Rental R1350 Total R1970   |
| Middle Street Swimming Pool | Adult (18 years and older)  | R20,00  | R21,00  | R22,00  | R23,00  |
|                             | Child (between 3 and 17 years)  | R6.00 (during weekends, School holidays and Public holidays)  | R7.00 (during weekends, School holidays and Public holidays)  | R8.00 (during weekends, School holidays and Public holidays)  | R9.00 (during weekends, School holidays and Public holidays)  |
|                             |   | R10.00 (during the week Monday to Friday)   | R11.00 (during the week Monday to Friday)   | R12.00 (during the week Monday to Friday)   | R13.00 (during the week Monday to Friday)   |
|                             | Pensioner (63 years and over / Pensioner with pension cards)  | R15,00  | R16,00  | R17,00  | R18,00  |
|                             | School Group Booking (0 to 600 kids) no group bookings on weekends, school holidays and public holidays | R5.00 per ticket  | R6.00 per ticket  | R7.00 per ticket one entry  | R8.00 per ticket one entry  |
|                             | Coaching or Teaching Swimming Lessons per month   | R850,00   | R900,00   | R950,00   | R1 000,00   |
| Zintvillie Swimming Pool    | Adult (18 years and older)  | R20,00  | R21,00  | R22,00  | R23,00  |
|                             | Child (between 3 and 17 years)  | R6.00 (during weekends, School holidays and Public holidays)  | R7.00 (during weekends, School holidays and Public holidays)  | R8.00 (during weekends, School holidays and Public holidays)  | R9.00 (during weekends, School holidays and Public holidays)  |
|                             |   | R10.00 (during the week Monday to Friday)   | R11.00 (during the week Monday to Friday)   | R12.00 (during the week Monday to Friday)   | R13.00 (during the week Monday to Friday)   |
|                             | Pensioner (63 years and over / Pensioner with pension cards)  | R15,00  | R16,00  | R17,00  | R18,00  |
|                             | School Group Booking (0 to 600 kids) no group bookings on weekends, school holidays and public holidays | R5.00 per ticket  | R6.00 per ticket  | R7.00 per ticket one entry  | R8.00 per ticket one entry  |
|                             | Coaching or Teaching Swimming Lessons per month   | R850,00   | R900,00   | R950,00   | R1 000,00   |
| Kartlenpark Swimming Pool   | Adult (18 years and older)  | R20,00  | R21,00  | R22,00  | R23,00  |
|                             | Child (between 3 and 17 years)  | R6.00 (during weekends, School holidays and Public holidays)  | R7.00 (during weekends, School holidays and Public holidays)  | R8.00 (during weekends, School holidays and Public holidays)  | R9.00 (during weekends, School holidays and Public holidays)  |
|                             |   | R10.00 (during the week Monday to Friday)   | R11.00 (during the week Monday to Friday)   | R12.00 (during the week Monday to Friday)   | R13.00 (during the week Monday to Friday)   |
|                             | Pensioner (63 years and over / Pensioner with pension cards)  | R15,00  | R16,00  | R17,00  | R18,00  |
|                             | School Group Booking (0 to 600 kids) no group bookings on weekends, school holidays and public holidays | R5.00 per ticket  | R6.00 per ticket  | R7.00 per ticket one entry  | R8.00 per ticket one entry  |
|                             | Coaching or Teaching Swimming Lessons per month   | R850,00   | R900,00   | R950,00   | R1 000,00   |
| Monakato Swimming Pool      | Adult (18 years and older)  | R20,00  | R21,00  | R22,00  | R23,00  |
|                             | Child (between 3 and 17 years)  | R6.00 (during weekends, School holidays and Public holidays)  | R7.00 (during weekends, School holidays and Public holidays)  | R8.00 (during weekends, School holidays and Public holidays)  | R9.00 (during weekends, School holidays and Public holidays)  |
|                             |   | R10.00 (during the week Monday to Friday)   | R11.00 (during the week Monday to Friday)   | R12.00 (during the week Monday to Friday)   | R13.00 (during the week Monday to Friday)   |
|                             | Pensioner (63 years and over / Pensioner with pension cards)  | R15,00  | R16,00  | R17,00  | R18,00  |
|                             | School Group Booking (0 to 600 kids) no group bookings on weekends, school holidays and public holidays | R5.00 per ticket  | R6.00 per ticket  | R7.00 per ticket one entry  | R8.00 per ticket one entry  |
|                             | Coaching or Teaching Swimming Lessons per month   | R850,00   | R900,00   | R950,00   | R1 000,00   |

ANNEXURE C

NW 373 RUSTENBURG LOCAL MUNICIPALITY TARIFF BOOK 2023 -2026 MTREF



| Description  | Old Tariff  | Current 2022/23  | Proposed 2023/24   | Proposed 2024/25   | Proposed 2025/26                                | 2023/24 INCREASE | % INCREASE |
|--|---|--|--|--|---|------------------|------------|
|  | R/C   | R/C  | R/C  | R/C  | R / C   | R / C            |            |
| <b>FEES FOR OVERDUE LIBRARY MATERIAL</b>   |   |  |  |  |   |                  |            |
| Fine per week or part thereof (three days grace during first week)   | R5,00 per item  | R5, 50 per item  | R5, 50 per item  | R5, 75 per item  | R 6,00 per item                                 | R 0,00           |            |
| Maximum fine   | R86,00 per item   | R88,00 per item  | R91,80 per item  | R91,80 per item  | R 95,80 per item                                | R 3,80           | 4,40%      |
| <b>FEES FOR DAMAGED OR LOST LIBRARY MATERIAL AND MEMBERSHIP CARD</b>   |   |  |  |  |   |                  |            |
| Loss or serious damage to any library material   | Purchase price plus a 10% administration charge                                     | Purchase price plus a 10% administration charge                        | Purchase price plus a 10% administration charge                        | Purchase price plus a 10% administration charge                        | Purchase price plus a 10% administration charge |                  |            |
| Any material mutilated, defaced, marked, creased or damaged by water, heat, fire, animals, or any other thing, but can still be circulated:  |   |  |  |  |   |                  |            |
| Purchase price lower than R50,00   | R14,00 fine per item  | R14,00 fine per item   | R 14,60 per item   | R 14,60 per item   | R 15,20 per item                                | R 0,00           |            |
| Purchase price higher than R50,00  | R22,00 fine per item  | R22,00 fine per item   | R 23,00 fine per item  | R 23,00 fine per item  | R 24,00 per item                                | R 0,00           |            |
| Protective coverings of library material removed or damaged  | R14,00 fine per item  | R14,00 fine per item   | R14,00 fine per item   | R14,60 fine per item   | R 15,20 per item                                | R 0,00           |            |
| Membership card lost or damaged -  |   |  |  |  |   |                  |            |
| Issuing of duplicate card to <b>adults</b>   | R30,00 per card   | R45,00 per card  | R45,00 per card  | R47,00 per card  | R 47,00 per card                                | R 0,00           |            |
| Issuing of duplicate card to <b>children</b>   | R10,00 per card   | R25,00 per card  | R25,00 per card  | R26,00 per card  | R 26,00 per card                                | R 0,00           |            |
|  |   |  |  |  |   |                  | 4,40%      |
| <b>MEMBERSHIP AND USER FEES</b>  |   |  |  |  |   |                  |            |
| <b>Membership fees for loan services</b>   |   |  |  |  |   |                  |            |
| <b>Books</b>   |   |  |  |  |   |                  |            |
| Persons residing and/or employed <b>within</b> the area of jurisdiction of the Rustenburg Local Municipality   | Free of charge  | R45,00 per card  | 47,00 per card   | R49,00 per card  | R 51,00 per card                                | R 2,00           | 4,40%      |
| Persons residing and/or employed <b>outside</b> the area of jurisdiction of the Rustenburg Local Municipality -  |   |  |  |  |   |                  |            |
| (a) Adults (non refundable fee)  | R64,10 per person per year  | R83,00 per person per year   | R87,00 per person per year   | R91,00 per person per year   | R95,00 per person per year                      | R4,00            | 4,40%      |
| (b) Children (non refundable fee)  | R27,60 per person per year  | R43,00 per person per year   | R45,00 per person per year   | R47,00 per person per year   | R 49,00 per person                              | R2,00            | 4,40%      |
| <b>Audio-visual material</b>   |   |  |  |  |   |                  |            |
| Records, compact discs and cassettes -   |   |  |  |  |   |                  |            |
| (a)Persons residing and/or employed <b>within</b> the area of jurisdiction of the Rustenburg Local Municipality  | R60,00 per person per year  | R63,00 per person per year   | R63,00 per person per year   | R65,50 per person per year   | R 65,50 per person                              | R 0,00           | 0,00%      |
| (b)Persons residing and/or employed <b>outside</b> the area of jurisdiction of the Rustenburg Local Municipality   | R100,00 per person per year   | R103,00 per person per year  | R103,00 per person per year  | R107,50 per person per year  | R 107,50 per person                             | R 0,00           | 0,00%      |
| <b>Books on tape, videos and art prints</b>  |   |  |  |  |   |                  |            |
| (a)Persons residing and/or employed <b>within</b> the area of jurisdiction of the Rustenburg Local Municipality  | R41,00 per person per year  | R43,00 per person per year   | R43,00 per person per year   | R45,00 per person per year   | R 45,00 per person                              | R 0,00           | 0,00%      |
| (b)Persons residing and/or employed <b>outside</b> the area of jurisdiction of the Rustenburg Local Municipality   | R65,00 per person per year  | R67,00 per person per year   | R67,00 per person per year   | R70,00 per person per year   | R 70,00 per person                              | R 0,00           | 0,00%      |
| <b>Reservation and external request</b>  |   |  |  |  |   |                  |            |
| Reservation of library material out on loan  | R5,00 per item  | R6,50 per item   | R6,50 per item   | R7,00 per item   | R 7,00 per person                               | R 0,00           | 0,00%      |
| Provincial library loans: <b>Service resides with the Provincial Library Services.</b>   | R0,00   | R0,00  | R0,00  | R0,00  | R0,00   | R0,00            | 4,40%      |
| Inter-library loans (on national level)  | R0,00   | R0,00  | R0,00  | R0,00  | R0,00   | R0,00            | 4,40%      |
| (1) Books: <b>The service resides with the Provincial Library Services. Requests and costs are handled by the Provincial Library Services.</b>   | R0,00   | R0,00  | R0,00  | R0,00  | R0,00   | R0,00            | 4,40%      |
| (2) Non-book material (periodicals, music scores, etc): <b>NB The service resides with the Provincial Library Services. Requests and costs are handled by the Provincial Library Services.</b> | R0,00   | R0,00  | R0,00  | R0,00  | R0,00   | R0,00            | 4,40%      |
| <b>SABINET (Computerised national information network)</b>   |   |  |  |  |   |                  |            |
| Information searches   | R2,90 per enquiry unit  | R0,00  | R0,00  | R0,00  | 0   | 0                | 4,40%      |
| Inter-library loans via SABINET: <b>Service discontinued and is now offered free of charge by the Provincial Library Service</b>   | R0,00 per request, R2,00 per enquiry unit plus costs of lending library/institution | R 0,00   | R0,00  | R0,00  | R 0,00  | R 0,00           | 4,40%      |
| <b>Internet</b>  |   |  |  |  |   |                  |            |
| Internet search/access   | Free of charge: Province will be supplying access(PIA)                              | Free of charge: Province is supplying access to internet for free(PIA) | Free of charge: Province is supplying access to internet for free(PIA) | Free of charge: Province is supplying access to internet for free(PIA) |   |                  | 4,40%      |
| Printouts  |   |  |  |  |   |                  | 4,40%      |
| <b>§ A4 paper (black &amp; white)</b><br>Tariff revised to bring it to par with photocopy charges.   | R1,00 per A4 page   | R2,00 per copy   | R 2,00 per copy  | R 2,50 per copy  | R 2,50 per copy                                 | R 0,00           | 0,00%      |
| <b>§ A4 paper (colour)</b><br>Tariff revised to bring it to par with photocopy charges. The Main Library does not have colour printing functions, only black and white function.               | R2,00 per A4 page   | R4,00 per copy   | R4,00 per copy   | R 5,00 per copy  | R 5,00 per copy                                 | R 0,00           | 0,00%      |
| <b>Computer printouts</b>  |   |  |  |  |   |                  |            |
| Black ink printouts  | R3,40 per A4 page   | R2,00 per A4 page  | R 2,00 per copy  | R 2,50 per copy  | R 2,50 per copy                                 | R 0,00           | 0,00%      |
| Colour ink printouts   | R2,00 per A4 page   | R4,00 per A4 page  | R 4,00 per copy  | R 5,00 per copy  | R 5,00 per copy                                 | R 0,00           | 0,00%      |
| <b>Photocopies</b>   |   |  |  |  |   |                  |            |
| A4 paper (black & white)   | R1,00 per copy  | R2,00 per copy   | R2,00 per copy   | R3,00 per copy   | R 3,00 per copy                                 | R 0,00           | 0,00%      |
| A3 paper (black & white)   | R2,00 per copy  | R4,00 per copy   | R4,00 per copy   | R6,00 per copy   | R 6,00 per copy                                 | R 0,00           | 0,00%      |
| A4 paper (colour)  | R2,00 per copy  | R3,00 per copy   | R3,00 per copy   | R4,00 per copy   | R 4,00 per copy                                 | R 0,00           | 0,00%      |
| A3 paper (colour)  | R3,00 per copy  | R5,00 per copy   | R5,00 per copy   | R6,00 per copy   | R 6,00 per copy                                 | R 0,00           | 0,00%      |
| <b>Typing</b>  |   |  |  |  |   |                  |            |
|  | New   | R2,50 per page   | R2,50 per page   | R3,00 per page   | R3,00 per page                                  | R 0,00           | 0,00%      |
| <b>Facsimiles</b>  |   |  |  |  |   |                  |            |
| Facsimiles received  | R5,50 per page  | R5,50 per page   | R5,50 per page   | R6,00 per page   | R 6,00 per page                                 | R 0,00           | 0,00%      |
| Facsimiles sent  | R6,00 per page  | R6,00 per page   | R6,50 per page   | R5,50 per page   | R 6,50 per page                                 | R 0,00           | 0,00%      |
| <b>Other services</b>  |   |  |  |  |   |                  |            |
| Services such as the provision of reference, study and reading facilities, information and reference enquiries, reader guidance services, etc  | Free of charge  | Free of charge   | Free of charge   | Free of charge   | Free of charge                                  |                  | 4,40%      |
| <b>RENTING OF AUDITORIUMS AND EQUIPMENT</b>  |   |  |  |  |   |                  |            |
| The full amount payable must be paid when making the reservation   |   |  |  |  |   |                  | 4,40%      |
| The breakage deposit indicated below will only be refunded if there were no losses or damages  |   |  |  |  |   |                  | 4,40%      |
| <b>Library auditoriums and activity rooms</b>  |   |  |  |  |   |                  |            |
| Cultural associations and clubs, educational institutions, community development agents and welfare organisations: <b>Regular use</b>  | R350,00 deposit and R400,00 rent per occasion                                       | R350,00 deposit and R400 rent per occasion                             | R350,00 deposit and R400,00 rent per occasion                          | R400,00 deposit and R500,00 rent per occasion                          | R 400,00 deposit and R 500,00 rent per occasion | R 0,00           | 0,00%      |
| Cultural associations and clubs, educational institutions, community development agents and welfare organisations: <b>Ad hoc use</b>   | R400,00 deposit and R550,00 rent per occasion                                       | R400,00 deposit and R550,00 rent per occasion                          | R400,00 deposit and R550,00 rent per occasion                          | R500,00 deposit and R650,00 rent per occasion                          | R500,00 deposit and R650,00 rent per occasion   | R 0,00           | 0,00%      |
| Businesses or profit-seeking body or individual  | R700,00 deposit and R900,00 rent per occasion                                       | R800,00 deposit and R1000,00 rent per occasion                         | R800,00 deposit and R1000,00 rent per occasion                         | R900,00 deposit and R1 100,00 rent per occasion                        | R900,00 deposit and R1 100,00 rent per occasion | R 0,00           | 0,00%      |
| <b>Equipment</b>   |   |  |  |  |   |                  |            |
| Use of TV and video machine, slide or film projector, overhead projector, data video projector (with screen where required) and sound equipment -  |   |  |  |  |   |                  |            |
| (a) Organisations indicated in points 4.1.1 and 4.1.2 above  | Similar than for the equipment of the Civic Centre                                  | Similar than for the equipment of the Civic Centre                     | Similar than for the equipment of the Civic Centre                     | Similar than for the equipment of the Civic Centre                     |   |                  |            |
| (b) Businesses or profit-seeking body or individual  | Similar than for the equipment of the Civic Centre                                  | Similar than for the equipment of the Civic Centre                     | Similar than for the equipment of the Civic Centre                     | Similar than for the equipment of the Civic Centre                     |   |                  |            |

| CIVIC CENTRE & COMMUNITY HALLS | 2022-25(Proposed Tariffs) |                    |            | 2022-25 (Proposed Tariffs) |                    |           | 2022-25 (Proposed Tariffs) |                    |           | 2022-25 (Proposed Tariffs) |                    |           |
|--------------------------------|---------------------------|--------------------|------------|----------------------------|--------------------|-----------|----------------------------|--------------------|-----------|----------------------------|--------------------|-----------|
|                                | Rental                    | Refundable Deposit | Total      | Rental                     | Refundable Deposit | Total     | Rental                     | Refundable Deposit | Total     | Rental                     | Refundable Deposit | Total     |
|                                | Proposed 22/23            | Proposed 23/24     | 22/23      | Proposed 23/24             | Proposed 23/24     | 23/24     | Proposed 24/25             | Proposed 24/25     | 24/25     | Proposed 25/26             | Proposed 25/26     | 25/26     |
| Atrium                         | R5 300,00                 | R1 840,00          | R7 140,00  | R5 543,00                  | R1 924,00          | 7 467     | R5 543,00                  | R1 924,00          | 7 467     | R5 543,00                  | R1 924,00          | 7 467     |
| Auditorium                     | R10 104,00                | R1 840,00          | R11 944,00 | R10 568,00                 | R1 924,00          | 12 492    | R10 568,00                 | R1 924,00          | 12 492    | R10 568,00                 | R1 924,00          | 12 492    |
| Banquet hall                   | R8 012,00                 | R1 840,00          | R9 852,00  | R9 853,00                  | R1 924,00          | 11 777    | R9 853,00                  | R1 924,00          | 11 777    | R9 853,00                  | R1 924,00          | 11 777    |
| Banquet hall half              | R4 065,00                 | R1 840,00          | R5 905,00  | R4 251,00                  | R1 924,00          | 6 175     | R4 251,00                  | R1 924,00          | 6 175     | R4 251,00                  | R1 924,00          | 6 175     |
| Caucus rooms                   | R1 474,00                 | n/a                | R1 474,00  | R1 541,00                  | n/a                | 1 541     | R1 541,00                  | n/a                | 1 541     | R1 541,00                  | n/a                | 1 541     |
| City hall                      | R9 445,00                 | R1 840,00          | R11 285,00 | R9 879,00                  | R1 924,00          | 11 803    | R9 879,00                  | R1 924,00          | 11 803    | R9 879,00                  | R1 924,00          | 11 803    |
| City hall half                 | R4 801,00                 | R1 840,00          | R6 641,00  | R5 021,00                  | R1 924,00          | 6 945     | R5 021,00                  | R1 924,00          | 6 945     | R5 021,00                  | R1 924,00          | 6 945     |
| Terrace/Pergola                | R2 100,00                 | R738,00            | R2 838,00  | R2 196,00                  | R771,00            | 2 967     | R2 196,00                  | R771,00            | 2 967     | R2 196,00                  | R771,00            | 2 967     |
| Main bar                       | R2 340,00                 | R738,00            | R3 078,00  | R2 447,00                  | R771,00            | 3 218     | R2 447,00                  | R771,00            | 3 218     | R2 447,00                  | R771,00            | 3 218     |
| Preparation fee/Rehearsal fee  | R1 725,00                 | n/a                | R1 725,00  | R1 867,00                  | n/a                | 1 876     | R1 867,00                  | n/a                | 1 876     | R1 867,00                  | n/a                | 1 876     |
| Hiring fee per chair           | R14,00                    | n/a                | R14,00     | R14,60                     | n/a                | 14,60     | R14,60                     | n/a                | 15        | R14,60                     | n/a                | 15        |
| Hiring fee per square table    | R30,00                    | n/a                | R30,00     | R31,00                     | n/a                | 31,00     | R31,00                     | n/a                | 31        | R31,00                     | n/a                | 31        |
| Hiring fee per round table     | R41,00                    | n/a                | R41,00     | R42,00                     | n/a                | 42,00     | R42,00                     | n/a                | 42        | R42,00                     | n/a                | 42        |
| Foyer                          | R2 030,00                 | n/a                | R2 030,00  | R2 123,00                  | n/a                | 2 123     | R2 123,00                  | n/a                | 2 123     | R2 123,00                  | n/a                | 2 123     |
| B Tause Austrian Hall          | R1 847,00                 | R1 035,00          | R2 882,00  | R1 931,00                  | R1 082,00          | R3 013,00 | R1 931,00                  | R1 082,00          | R3 013,00 | R1 931,00                  | R1 082,00          | R3 013,00 |
| Marikana Community Hall        | R1 847,00                 | R1 035,00          | R2 882,00  | R1 931,00                  | R1 082,00          | R3 013,00 | R1 931,00                  | R1 082,00          | R3 013,00 | R1 931,00                  | R1 082,00          | R3 013,00 |
| Ben Marais Hall                | R4 926,00                 | R2 071,00          | R6 997,00  | R5 150,00                  | R2 166,00          | R7 316,00 | R5 150,00                  | R2 166,00          | R7 316,00 | R5 150,00                  | R2 166,00          | R7 316,00 |
| Photoshoot                     | R250,00                   | n/a                | R250,00    | R260,00                    | n/a                | R260,00   | R270,00                    | n/a                | R270,00   | R270,00                    | n/a                | R270,00   |
| Boitekong Hall                 | R1 847,00                 | R1 035,00          | R2 882,00  | R1 931,00                  | R1 082,00          | R3 013,00 | R1 931,00                  | R1 082,00          | R3 013,00 | R1 931,00                  | R1 082,00          | R3 013,00 |
| Meriting Hall                  | R1 847,00                 | R1 035,00          | R2 882,00  | R1 931,00                  | R1 082,00          | R3 013,00 | R1 931,00                  | R1 082,00          | R3 013,00 | R1 931,00                  | R1 082,00          | R3 013,00 |
| Monakato Hall                  | R1 847,00                 | R1 035,00          | R2 882,00  | R1 931,00                  | R1 082,00          | R3 013,00 | R1 931,00                  | R1 082,00          | R3 013,00 | R1 931,00                  | R1 082,00          | R3 013,00 |
| Old Town Hall                  | R3 825,00                 | R2 071,00          | R5 896,00  | R4 000,00                  | R2 166,00          | R6 166,00 | R4 000,00                  | R2 166,00          | R6 166,00 | R4 000,00                  | R2 166,00          | R6 166,00 |
| Phatsima Hall                  | R1 847,00                 | R1 035,00          | R2 882,00  | R1 931,00                  | R1 082,00          | R3 013,00 | R1 931,00                  | R1 082,00          | R3 013,00 | R1 931,00                  | R1 082,00          | R3 013,00 |
| Tlhabane Hall                  | R1 847,00                 | R1 035,00          | R2 882,00  | R1 931,00                  | R1 082,00          | R3 013,00 | R1 931,00                  | R1 082,00          | R3 013,00 | R1 931,00                  | R1 082,00          | R3 013,00 |
| WA van Zyl                     | R1 847,00                 | R1 035,00          | R2 882,00  | R1 931,00                  | R1 082,00          | R3 013,00 | R1 931,00                  | R1 082,00          | R3 013,00 | R1 931,00                  | R1 082,00          | R3 013,00 |
| Zinniaville Hall               | R1 847,00                 | R1 035,00          | R2 882,00  | R1 931,00                  | R1 082,00          | R3 013,00 | R1 931,00                  | R1 082,00          | R3 013,00 | R1 931,00                  | R1 082,00          | R3 013,00 |
| Paardekraal Hall               | R1 847,00                 | R1 035,00          | R2 882,00  | R1 931,00                  | R1 082,00          | R3 013,00 | R1 931,00                  | R1 082,00          | R3 013,00 | R1 931,00                  | R1 082,00          | R3 013,00 |
| Sunrisepark Hall               | R1 847,00                 | R1 035,00          | R2 882,00  | R1 931,00                  | R1 082,00          | R3 013,00 | R1 931,00                  | R1 082,00          | R3 013,00 | R1 931,00                  | R1 082,00          | R3 013,00 |

## NW 373 RUSTENBURG LOCAL MUNICIPALITY TARIFF BOOK 2023 -2026 MTREF



| SPORTS FACILITIES                                | 2022-23 (Current Tariffs) |                    |        | 2023-24 (Proposed Tariffs) |                    |        | 2024-25 (Proposed Tariffs) |                    |        | 2025-26 (Proposed Tariffs) |                    |        |
|--|---------------------------|--------------------|--------|----------------------------|--------------------|--------|----------------------------|--------------------|--------|----------------------------|--------------------|--------|
| Name of Facility                                 | Rental                    | Refundable Deposit | Total  | Rental                     | Refundable Deposit | Total  | Rental                     | Refundable Deposit | Total  | Rental                     | Refundable Deposit | Total  |
|  | 22/23                     | 22/23              | 22/23  | Proposed 23/24             | Proposed 23/24     | 23/24  | Proposed 24/25             | Proposed 24/25     | 24/25  | Proposed 25/26             | Proposed 25/26     | 25/26  |
| Olympia Park Stadium (Private Use)               | 10 300                    | 2 500              | 12 800 | 10 750                     | 2 500              | 13 250 | 11 200                     | 2 500              | 13 700 | 11 700                     | 2 500              | 14 200 |
| Olympia Park Stadium (Government)                | 7 500                     | 2 500              | 10 000 | 7 830                      | 2 500              | 10 330 | 8 170                      | 2 500              | 10 670 | 8 500                      | 2 500              | 11 000 |
| Olympia Park Stadium (Professional Events)       | 22 500                    | 3 700              | 26 200 | 23 500                     | 3 700              | 27 200 | 24 530                     | 3 700              | 28 230 | 25 600                     | 3 700              | 29 300 |
| Olympia Park Stadium (Schools/Education Centres) | 4 700                     | 2 500              | 7 200  | 4 900                      | 2 500              | 7 400  | 5 110                      | 2 500              | 7 610  | 5 300                      | 2 500              | 7 800  |
| Olympia Park Stadium Preparation Fee per day     | 1 700                     | -                  | 1 700  | 1 770                      | -                  | 1 770  | 1 840                      | -                  | 1 840  | 1 900                      | -                  | 1 900  |
| Kitchen  | 1 240                     | 620                | 1 860  | 1 290                      | 620                | 1 910  | 1 340                      | 620                | 1 960  | 1 400                      | 620                | 2 020  |
| Flood Lights Olympia Park Stadium per hour       | 990                       | -                  | 990    | 1 030                      | -                  | 1 030  | 1 075                      | -                  | 1 075  | 1 100                      | -                  | 1 100  |
| Single Barricade                                 | 50                        | 5 000              | 5 050  | 55                         | 5 000              | 5 055  | 60                         | 5 000              | 5 060  | 62                         | 5 000              | 5 062  |
| Double Barricade                                 | 100                       | 5 000              | 5 100  | 105                        | 5 000              | 5 105  | 110                        | 5 000              | 5 110  | 115                        | 5 000              | 5 115  |
| Super Suite Hall                                 | 4 380                     | 1 240              | 5 620  | 4 570                      | 1 240              | 5 810  | 4 770                      | 1 240              | 6 010  | 4 980                      | 1 240              | 6 220  |
| Super Suite Preparation Fee per day              | 940                       | -                  | 940    | 980                        | -                  | 980    | 1 020                      | -                  | 1 020  | 1 060                      | -                  | 1 060  |
| North West Hall                                  | 1 240                     | 620                | 1 860  | 1 300                      | 620                | 1 920  | 1 350                      | 620                | 1 970  | 1 400                      | 620                | 2 020  |
| North West Hall Preparation Fee per day          | 560                       | -                  | 560    | 580                        | -                  | 580    | 600                        | -                  | 600    | 630                        | -                  | 630    |
| Small Halls 2 to 5                               | 1 130                     | 620                | 1 750  | 1 180                      | 620                | 1 800  | 1 230                      | 620                | 1 850  | 1 290                      | 620                | 1 910  |
| Tennis Clubhouse                                 | 1 130                     | 620                | 1 130  | 1 180                      | 620                | 1 800  | 1 230                      | 620                | 1 850  | 1 290                      | 620                | 1 910  |
| Ringball Clubhouse                               | 1 130                     | 620                | 1 750  | 1 180                      | 620                | 1 800  | 1 230                      | 620                | 1 850  | 1 290                      | 620                | 1 910  |
| Hockey Clubhouse                                 | 1 130                     | 620                | 1 750  | 1 180                      | 620                | 1 800  | 1 230                      | 620                | 1 850  | 1 290                      | 620                | 1 910  |
| Rustenburg East Clubhouse                        | 1 130                     | 620                | 1 750  | 1 180                      | 620                | 1 800  | 1 230                      | 620                | 1 850  | 1 290                      | 620                | 1 910  |
| Rustenburg East Tennis Clubhouse                 | 1 130                     | 620                | 1 750  | 1 180                      | 620                | 1 800  | 1 230                      | 620                | 1 850  | 1 290                      | 620                | 1 910  |
| Outside Sports Grounds Professional Events       | 5 000                     | 2 000              | 7 000  | 5 220                      | 2 000              | 7 220  | 5 450                      | 2 000              | 7 450  | 5 700                      | 2 000              | 7 700  |
| Outside Sports Grounds Private Events            | 2 000                     | 1 500              | 3 500  | 2 100                      | 1 500              | 3 600  | 2 200                      | 1 500              | 3 700  | 2 300                      | 1 500              | 3 800  |
| Outside Sports Grounds Sports Events             | 500                       | 1 000              | 1 500  | 520                        | 1 000              | 1 520  | 540                        | 1 000              | 1 540  | 560                        | 1 000              | 1 560  |

## PROPOSED

**Tariff 2023 2024**

| Description                    | Donkerhoek | Zinniville | Karlienpark | Marikana   | Phatsima   | Lethabong  | Monakato   | Rietvlei   | Tlhabane | SunrisePark | Increase (%) |
|--------------------------------|------------|------------|-------------|------------|------------|------------|------------|------------|----------|-------------|--------------|
| Adult Resident                 | R 1 040,00 | R 763,00   | R 763,00    | R 763,00   | R 763,00   | R 763,00   | R 763,00   | R 1 040,00 | -----    | -----       | 4,5%         |
| Adult Non-resident             | R 2 439,00 | R 1 259,00 | R 1 259,00  | R 1 259,00 | R 1 259,00 | R 1 259,00 | R 1 259,00 | R 2 439,00 | -----    | -----       |              |
| Child Resident (under 14)      | -----      | R 455,00   | R 283,00    | R 283,00   | R 283,00   | R 283,00   | R 283,00   | R 754,00   | -----    | -----       |              |
| Child Non-resident (under 14)  | -----      | R 855,00   | R 855,00    | R 855,00   | R 855,00   | R 855,00   | R 855,00   | R 1 539,00 | -----    | -----       |              |
| Monumental: Adult resident     | R 1 404,00 | -----      | -----       | -----      | -----      | -----      | -----      | R 1 544,00 | -----    | -----       |              |
| Monumental: Adult Non-resident | -----      | -----      | -----       | -----      | -----      | -----      | -----      | R 2 676,00 | -----    | -----       |              |
| Monumental: Child Resident     | -----      | -----      | -----       | -----      | -----      | -----      | -----      | R 1 215,00 | -----    | -----       |              |
| Monumental: Child Non-resident | -----      | -----      | -----       | -----      | -----      | -----      | -----      | R 2 441,00 | -----    | -----       |              |
| Pauper burial- Adults grave    | -----      | -----      | -----       | -----      | -----      | -----      | -----      | R 326,00   | -----    | -----       |              |
| pauper burial- Child grave     | -----      | -----      | -----       | -----      | -----      | -----      | -----      | R 165,00   | -----    | -----       |              |

| Remembrance Hall | Donkerhoek | Zinniaville | Karlienpark | Marikana | Phatsima | Lethabong | Monakato | Rietvlei | Tlhabane | SunrisePark |  |
|------------------|------------|-------------|-------------|----------|----------|-----------|----------|----------|----------|-------------|--|
| Urn Resident     | R 450.00   | -----       | -----       | -----    | -----    | -----     | -----    | R 450.00 | -----    | -----       |  |
| Urn Non-resident | R 702.00   | -----       | -----       | -----    | -----    | -----     | -----    | R 702.00 | -----    | -----       |  |

[illegible][illegible]

## PROPOSED

**Tariff 2024 2025**

| Description                    | Donkerhoek | Zinniaville | Karlienpark | Marikana   | Phatsima   | Lethabong  | Monakato   | Rietvlei   | Tlhabane | SunrisePark | Increase (%)4.4 |
|--------------------------------|------------|-------------|-------------|------------|------------|------------|------------|------------|----------|-------------|-----------------|
| Adult Resident                 | R 1 085,00 | R 796,00    | R 796,00    | R 796,00   | R 796,00   | R 796,00   | R 796,00   | R 1 085,00 | ----     | -----       |                 |
| Adult Non-resident             | R 2 546,00 | R 1 314,00  | R 1 314,00  | R 1 314,00 | R 1 314,00 | R 1 314,00 | R 1 314,00 | R 2 794,00 | ----     | -----       |                 |
| Child Resident (under 12)      | -----      | R 475,00    | R 295,00    | R 295,00   | R 295,00   | R 295,00   | R 295,00   | R 787,00   | -----    | -----       |                 |
| Child Non-resident (under 12)  | -----      | R 893,00    | R 893,00    | R 893,00   | R 893,00   | R 893,00   | R 893,00   | R 1 607,00 | -----    | -----       |                 |
| Monumental: Adult resident     | R 1 465,00 | -----       | -----       | -----      | -----      | -----      | -----      | R 1 612,00 | -----    | -----       |                 |
| Monumental: Adult Non-resident | -----      | -----       | -----       | -----      | -----      | -----      | -----      | R 2 793,00 | -----    | -----       |                 |
| Monumental: Child Resident     | -----      | -----       | -----       | -----      | -----      | -----      | -----      | R 1 268,00 | -----    | -----       |                 |
| Monumental: Child Non-resident | -----      | -----       | -----       | -----      | -----      | -----      | -----      | R 2 467,00 | -----    | -----       |                 |
| Pauper burial- Adults grave    |            |             |             |            |            |            |            | R 340,00   |          |             |                 |
| pauper burial- Child grave     | -----      | -----       | -----       | -----      | -----      | -----      | -----      | R 172,00   | -----    | -----       |                 |

| Remembrance Hall | Donkerhoek | Zinniaville | Karlienpark | Marikana | Phatsima | Lethabong | Monakato | Rietvlei | Tlhabane | SunrisePark |  |
|------------------|------------|-------------|-------------|----------|----------|-----------|----------|----------|----------|-------------|--|
| Urn Resident     | R 470.00   | ----        | ----        | ----     | ----     | ----      | ----     | R 470.00 | ---      | ----        |  |
| Urn Non-resident | R 732.00   | ----        | ----        | ----     | ----     | ----      | ----     | R 732.00 | ----     | ----        |  |

| Sundry Tariffs                   | Donkerhoek | Zinniaville | Karlienpark | Marikana | Phatsima | Lethabong | Monakato | Rietvlei | Tlhabane | Sunrisepark |  |
|----------------------------------|------------|-------------|-------------|----------|----------|-----------|----------|----------|----------|-------------|--|
| Exhumation – All                 | R 340,00   | R 340,00    | R 340,00    | R 340,00 | R 340,00 | R 340,00  | R 340,00 | R 340,00 | R 340,00 | R 340,00    |  |
| Approval of Plans: Residents     | R 199,00   | R 199,00    | R 199,00    | R 199,00 | R 199,00 | R 199,00  | R 199,00 | R 199,00 | R 199,00 | R 199,00    |  |
| Approval of Plans: Non Residents | R 639,00   | -----       | R 280,00    | R 280,00 | R 280,00 | R 280,00  | R 280,00 | R 280,00 | R 280,00 | R 280,00    |  |
| After Hours Burial: Resident     | R 555,00   | -----       | 193         | 193      | 193      | 193       | 193      | R 555,00 | 193      | -----       |  |
| After Hours Burial: Non Resident | R 664,00   | R 664,00    | R 664,00    | R 664,00 | R 664,00 | R 664,00  | R 664,00 | R 664,00 | -----    | -----       |  |
| Re-opening                       | R 793,00   | -----       | 369         | 369      | 369      | 369       | 369      | R 793,00 | 369      | -----       |  |
| Additional depth                 | R 108,00   | -----       | 108         | 108      | 108      | 108       | 108      | R 108,00 | -----    | -----       |  |
| Oversize coffins                 | R 70,00    | 70          | 70          | 70       | 70       | 70        | 70       | R 70,00  | -----    | -----       |  |

[illegible]

## PROPOSED

## Tariffs 2025 2026

| Description                    | Donkerhoek | Zinniaville | Karlienpark | Marikana   | Phatsima   | Lethabong  | Monakato   | Rietvlei   | Tlhabane | SunrisePark | Increase (%)4.4 |
|--------------------------------|------------|-------------|-------------|------------|------------|------------|------------|------------|----------|-------------|-----------------|
| Adult Resident                 | R 1 132,00 | R 831,00    | R 831,00    | R 831,00   | R 831,00   | R 831,00   | R 831,00   | R 1 132,00 | ----     | -----       |                 |
| Adult Non-resident             | R 2 658,00 | R 1 371,00  | R 1 314,00  | R 1 314,00 | R 1 314,00 | R 1 314,00 | R 1 314,00 | R 2 916,00 |          |             |                 |
| Child Resident (under 12)      | -----      | R 495,00    | R 307,00    | R 307,00   | R 307,00   | R 307,00   | R 307,00   | R 862,00   | -----    | -----       |                 |
| Child Non-resident (under 12)  | -----      | R 973,00    | R 973,00    | R 973,00   | R 973,00   | R 973,00   | R 973,00   | R 1 686,00 | ----     | -----       |                 |
| Monumental: Adult resident     | R 1 596,00 | -----       | -----       | -----      | -----      | -----      | -----      | R 1 682,00 | -----    | -----       |                 |
| Monumental: Adult Non-resident | -----      | -----       | -----       | -----      | -----      | -----      | -----      | R 2 915,00 | -----    | -----       |                 |
| Monumental: Child Resident     | -----      | -----       | -----       | -----      | -----      | -----      | -----      | R 1 323,00 | -----    | -----       |                 |
| Monumental: Child Non-resident | -----      | -----       | -----       | -----      | -----      | -----      | -----      | R 2 575,00 |          |             |                 |
| Pauper burial- Adults grave    |            |             |             |            |            |            |            | R 355,00   |          |             |                 |
| pauper burial- Child grave     | -----      | -----       | -----       | -----      | -----      | -----      | -----      | R 180,00   | -----    | -----       |                 |

| Remembrance Hall | Donkerhoek | Zinniaville | Karlienpark | Marikana | Phatsima | Lethabong | Monakato | Rietvlei | Tlhabane | Sunrisepark |  |
|------------------|------------|-------------|-------------|----------|----------|-----------|----------|----------|----------|-------------|--|
| Urn Resident     | R 490,00   | ----        | ----        | ----     | ----     | ----      | ----     | R 490,00 | ---      | ----        |  |
| Urn Non-resident | R 767,00   | ----        | ----        | ----     | ----     | ----      | ----     | R 767,00 | ----     | ----        |  |

| Sundry Tariffs                   | Donkerhoek | Zinniaville | Karlienpark | Marikana | Phatsima | Lethabong | Monakato | Rietvlei | Tlhabane | Sunrisepark |  |
|----------------------------------|------------|-------------|-------------|----------|----------|-----------|----------|----------|----------|-------------|--|
| Exhumation – All                 | R 353,00   | R 353,00    | R 353,00    | R 353,00 | R 353,00 | R 353,00  | R 353,00 | R 353,00 | R 353,00 | R 353,00    |  |
| Approval of Plans: Residents     | R 207,00   | R 207,00    | R 207,00    | R 207,00 | R 207,00 | R 207,00  | R 207,00 | R 207,00 | R 207,00 | R 207,00    |  |
| Approval of Plans: Non Residents | R 667,00   | -----       | R 292,00    | R 292,00 | R 292,00 | R 292,00  | R 292,00 | R 292,00 | R 292,00 | R 292,00    |  |
| After Hours Burial: Resident     | R 604,00   | -----       | 289         | 289      | 289      | 289       | 289      | R 579,00 | 289      | -----       |  |
| After Hours Burial: Non Resident | R 693,00   | R 693,00    | R 693,00    | R 693,00 | R 693,00 | R 693,00  | R 693,00 | R 693,00 | -----    | -----       |  |
| Re-opening                       | R 827,00   | -----       | 385         | 385      | 385      | 385       | 385      | R 827,00 | 385      | -----       |  |
| Additional depth                 | R 112,00   | -----       | R 112,00    | R 112,00 | R 112,00 | R 112,00  | R 112,00 | R 112,00 | -----    | -----       |  |
| Oversize coffins                 | R 73,00    | R 73,00     | R 73,00     | R 73,00  | R 73,00  | R 73,00   | R 73,00  | R 73,00  | -----    | -----       |  |

[illegible]

ANNEXURE C

NW 373 RUSTENBURG LOCAL MUNICIPALITY TARIFF BOOK 2023 -2026 MTREF



HIRING OF SHOWGROUNDS HALLS

| TARIFF DESCRIPTION                                  | Frequency    | Tariffs 2021/22<br>R/C | Tariffs 2022/23<br>R/C | Draft Tariffs 2023/24<br>R/C | Tariffs 2024/25<br>R/C | Tariffs 2025/26<br>R/C | 2023/2024 INCREASE<br>R/C | 2023/24 INCREASE<br>(%) |
|---|--------------|------------------------|------------------------|------------------------------|------------------------|------------------------|---------------------------|-------------------------|
| HALLS   |              |                        |                        |                              |                        |                        |                           |                         |
| Administrative Fee                                  | Once Off     | R143                   | R149                   | R149                         | R156                   | R163                   | R-                        | 0% p.a                  |
| Ans van Zyl Hall                                    | Per Day      | R3 584                 | R3 734                 | R3 734                       | R3 899                 | R4 070                 | R-                        | 0% p.a                  |
| Ans van Zyl Hall                                    | Per Week     | R25 086                | R26 140                | R26 140                      | R27 290                | R28 491                | R-                        | 0% p.a                  |
| Ans van Zyl Hall                                    | Per Month    | R71 675                | R74 685                | R74 685                      | R77 971                | R81 402                | R-                        | 0% p.a                  |
| Ans van Zyl Hall                                    | Per Rtb Show | R10 034                | R10 456                | R10 456                      | R10 916                | R11 396                | R-                        | 0% p.a                  |
| Administrative Fee                                  | Once Off     | R143                   | R149                   | R149                         | R156                   | R163                   | R-                        | 0% p.a                  |
| Johann Voster                                       | Per Day      | R3 584                 | R3 734                 | R3 734                       | R3 899                 | R4 070                 | R-                        | 0% p.a                  |
| Johann Voster                                       | Per Week     | R17 919                | R18 671                | R18 671                      | R19 493                | R20 350                | R-                        | 0% p.a                  |
| Johann Voster                                       | Per Month    | R53 305                | R55 544                | R55 544                      | R57 988                | R60 539                | R-                        | 0% p.a                  |
| Johann Voster                                       | Per Rtb Show | R7 163                 | R7 464                 | R7 464                       | R7 792                 | R8 135                 | R-                        | 0% p.a                  |
| Administrative Fee                                  | Once Off     | R143                   | R149                   | R149                         | R156                   | R163                   | R-                        | 0% p.a                  |
| Opperman  | Per Day      | R3 632                 | R3 785                 | R3 785                       | R3 951                 | R4 125                 | R-                        | 0% p.a                  |
| Opperman  | Per Week     | R17 919                | R18 671                | R18 671                      | R19 493                | R20 350                | R-                        | 0% p.a                  |
| Opperman  | Per Month    | R53 305                | R55 544                | R55 544                      | R57 988                | R60 539                | R-                        | 0% p.a                  |
| Opperman  | Per Rtb Show | R5 017                 | R5 228                 | R5 228                       | R5 458                 | R5 698                 | R-                        | 0% p.a                  |
| Administrative Fee                                  | Once Off     | R143                   | R149                   | R149                         | R156                   | R163                   | R-                        | 0% p.a                  |
| Nolte- Bigger Hall                                  | Per Day      | R715                   | R745                   | R745                         | R777                   | R812                   | R-                        | 0% p.a                  |
| Nolte- Bigger Hall                                  | Per Week     | R21 502                | R22 405                | R22 405                      | R23 391                | R24 421                | R-                        | 0% p.a                  |
| Nolte- Bigger Hall                                  | Per Month    | R57 340                | R59 748                | R59 748                      | R62 377                | R65 121                | R-                        | 0% p.a                  |
| Nolte- Bigger Hall                                  | Per Rtb Show | R7 884                 | R8 215                 | R8 215                       | R8 577                 | R8 954                 | R-                        | 0% p.a                  |
| Administrative Fee                                  | Once Off     | R143                   | R149                   | R149                         | R156                   | R163                   | R-                        | 0% p.a                  |
| Nolte Small Hall                                    | Per Day      | R2 656                 | R2 768                 | R2 768                       | R2 890                 | R3 017                 | R-                        | 0% p.a                  |
| Nolte Small Hall                                    | Per Week     | R17 202                | R17 924                | R17 924                      | R18 713                | R19 536                | R-                        | 0% p.a                  |
| Nolte Small Hall                                    | Per Month    | R52 533                | R54 740                | R54 740                      | R57 148                | R59 663                | R-                        | 0% p.a                  |
| Nolte Small Hall                                    | Per Rtb Show | R3 584                 | R3 734                 | R3 734                       | R3 899                 | R4 070                 | R-                        | 0% p.a                  |
| Administrative Fee                                  | Once Off     | R143                   | R149                   | R149                         | R156                   | R163                   | R-                        | 0% p.a                  |
| KJH Behrens   | Per Day      | R3 403                 | R3 546                 | R3 546                       | R3 702                 | R3 865                 | R-                        | 0% p.a                  |
| KJH Behrens   | Per Week     | R25 086                | R26 140                | R26 140                      | R27 290                | R28 491                | R-                        | 0% p.a                  |
| KJH Behrens   | Per Month    | R71 675                | R74 685                | R74 685                      | R77 971                | R81 402                | R-                        | 0% p.a                  |
| KJH Behrens   | Per Rtb Show | R10 034                | R10 456                | R10 456                      | R10 916                | R11 396                | R-                        | 0% p.a                  |
| Administrative Fee                                  | Once Off     | R143                   | R149                   | R149                         | R156                   | R163                   | R-                        | 0% p.a                  |
| Flip Joubert  | Per Day      | R3 584                 | R3 734                 | R3 734                       | R3 899                 | R4 070                 | R-                        | 0% p.a                  |
| Flip Joubert  | Per Week     | R25 086                | R26 140                | R26 140                      | R27 290                | R28 491                | R-                        | 0% p.a                  |
| Flip Joubert  | Per Month    | R71 675                | R74 685                | R74 685                      | R77 971                | R81 402                | R-                        | 0% p.a                  |
| Flip Joubert  | Per Rtb Show | R10 034                | R10 456                | R10 456                      | R10 916                | R11 396                | R-                        | 0% p.a                  |
| Administrative Fee                                  | Once Off     | R143                   | R149                   | R149                         | R156                   | R163                   | R-                        | 0% p.a                  |
| Kobie van Zyl                                       | Per Day      | R35 837                | R37 342                | R37 342                      | R38 986                | R40 701                | R-                        | 0% p.a                  |
| Kobie van Zyl                                       | Per Week     | R25 086                | R26 140                | R26 140                      | R27 290                | R28 491                | R-                        | 0% p.a                  |
| Kobie van Zyl                                       | Per Month    | R71 675                | R74 685                | R74 685                      | R77 971                | R81 402                | R-                        | 0% p.a                  |
| Kobie van Zyl                                       | Per Rtb Show | R10 034                | R10 456                | R10 456                      | R10 916                | R11 396                | R-                        | 0% p.a                  |
| RENTAL FOR RUSTENBURG SHOWS                         |              |                        |                        |                              |                        |                        |                           |                         |
| Application Fee                                     | Once Off     | R3 138                 | R3 270                 | R3 270                       | R3 414                 | R3 564                 | R-                        | 0% p.a                  |
| Part or Whole of Showgrounds                        | Per Day      | R9 113                 | R9 495                 | R9 495                       | R9 913                 | R10 349                | R-                        | 0% p.a                  |
|   | Per Week     | R63 786                | R66 465                | R66 465                      | R69 390                | R72 443                | R-                        | 0% p.a                  |
|   | Per Month    | R255 145               | R265 861               | R265 861                     | R277 558               | R289 771               | R-                        | 0% p.a                  |
| RENTAL FOR OVAL RACING / RELATED                    |              |                        |                        |                              |                        |                        |                           |                         |
| Application Fee                                     | Once Off     | R3 138                 | R3 270                 | R3 270                       | R3 414                 | R3 564                 | R-                        | 0% p.a                  |
| Part or whole of Facility                           | Per Day      | R4 556                 | R4 748                 | R4 748                       | R4 957                 | R5 175                 | R-                        | 0% p.a                  |
|   | Per Week     | R31 895                | R33 234                | R33 234                      | R34 697                | R36 223                | R-                        | 0% p.a                  |
|   | Per Month    | R127 579               | R132 937               | R132 937                     | R138 786               | R144 893               | R-                        | 0% p.a                  |
| RENTAL FOR AGRICULTURE SHOWS / RELATED              |              |                        |                        |                              |                        |                        |                           |                         |
| Application Fee                                     | Once Off     | R2 092                 | R2 180                 | R2 180                       | R2 276                 | R2 376                 | R-                        | 0% p.a                  |
| Proposed Farmer Production Support Unit / Agri-Park | Per Day      | R1 883                 | R1 962                 | R1 962                       | R2 048                 | R2 138                 | R-                        | 0% p.a                  |
|   | Per Week     | R13 180                | R13 733                | R13 733                      | R14 337                | R14 968                | R-                        | 0% p.a                  |
|   | Per Month    | R52 718                | R54 933                | R54 933                      | R57 350                | R59 873                | R-                        | 0% p.a                  |

\* 50% discount is proposed (for weekly and monthly rates only) for the financial year 2023/24 to encourage increased and sustainable occupancy, collection and support to local small businesses  
NB: Discount does not apply to application / administrative fees

TARIFFS FOR TRADING STALLS (INDIVIDUAL/SHARED)

| TARIFF DESCRIPTION  | Administrative Fee 2022/23 | Draft Administrative Fee 2023/24 | Refundable Deposit 2022/23 | Draft Refundable Deposit 2023/24 | 2023/24 INCREASE | 2023/24 INCREASE | Approved Tariffs 2022/23 | Draft Tariffs 2023/24 | Tariffs 2024/25 | Tariffs 2025/26 |
|---|----------------------------|----------------------------------|----------------------------|----------------------------------|------------------|------------------|--------------------------|-----------------------|-----------------|-----------------|
|   | Non-Refundable             | Non-Refundable                   | Deposit                    | Deposit                          | R/C              | (%)              | R/C                      | R/C                   | R/C             | R/C             |
| MAX BORNMAN TRADING AREA  |                            |                                  |                            |                                  |                  |                  |                          |                       |                 |                 |
| 6 x 6m Stalls   |                            | R165                             | R165                       | R1 102                           | R-               | 0,0%             | R566                     | R566                  | R592            | R619            |
| 6 x 6m Stall (Shared)   |                            | R165                             | R165                       | R1 102                           | R-               | 0,0%             | R566                     | R566                  | R592            | R619            |
| 3x 6m Stall   |                            | R165                             | R165                       | R827                             | R-               | 0,0%             | R424                     | R424                  | R443            | R464            |
| 3x 6m Stall (Shared)  |                            | R165                             | R165                       | R827                             | R-               | 0,0%             | R424                     | R424                  | R443            | R464            |
| 3 x 3m Stall  |                            | R165                             | R165                       | R551                             | R-               | 0,0%             | R281                     | R281                  | R294            | R308            |
| HAWKERS/INFORMAL TRADING OPEN AREAS AT AREA ABUTING FATIMA BHAYAT DRIVE NEAR TUNNEL |                            |                                  |                            |                                  |                  |                  |                          |                       |                 |                 |
| 2 x 3m Open Space   |                            | R116                             | R116                       | R116                             | R-               | 0,0%             | R163                     | R163                  | R171            | R179            |
| HAWKERS/INFORMAL TRADING OPEN SPACE 2: AREA OPPOSITE MAX BORNMAN SHOPPING CENTRE    |                            |                                  |                            |                                  |                  |                  |                          |                       |                 |                 |
| Demarcated Open Space   |                            | R116                             | R116                       | R116                             | R-               | 0,0%             | R163                     | R163                  | R171            | R179            |
| SUPPLIERS' DEMARCATED OFFLOADING PARKINGSPACES : BETHLEHEM DRIVE                    |                            |                                  |                            |                                  |                  |                  |                          |                       |                 |                 |
| Parking/Loading Zone/Space  |                            | R116                             | R116                       | R929                             | R-               | 0,0%             | R562                     | R562                  | R588            | R615            |
| HAWKERS STALLS AT BAMTA TRADING SHARED/INDIVIDUAL STALLS                            |                            |                                  |                            |                                  |                  |                  |                          |                       |                 |                 |
| 3 x 4.1m Stalls (Shared)  |                            | R116                             | R116                       | R58                              | R-               | 0,0%             | R218                     | R218                  | R228            | R239            |
| BAMTA Taxi Aisle  |                            | R116                             | R116                       | R58                              | R-               | 0,0%             | R163                     | R163                  | R171            | R179            |
| BUS Rank Terminals  |                            | R116                             | R116                       | R58                              | R-               | 0,0%             | R163                     | R163                  | R171            | R179            |
| HAWKERS STALLS AT THE MAIN TAXI RANK TRADING AREA (SHARED & INDIVIDUAL STALLS)      |                            |                                  |                            |                                  |                  |                  |                          |                       |                 |                 |
| 3 x 3m Stall  |                            | R116                             | R116                       | R464                             | R-               | 0,0%             | R281                     | R281                  | R294            | R308            |
| 3 x 3m Stall (Shared)   |                            | R116                             | R116                       | R464                             | R-               | 0,0%             | R281                     | R281                  | R294            | R308            |
| Taxi Aisle  |                            | R116                             | R116                       | R58                              | R-               | 0,0%             | R163                     | R163                  | R171            | R179            |
| OPEN ALIENATED TRADING SPACES : OTHER AREAS OUTSIDE THE CBD                         |                            |                                  |                            |                                  |                  |                  |                          |                       |                 |                 |
| Rustenburg & Extensions   |                            | R116                             | R116                       | R58                              | R-               | 0,0%             | R163                     | R163                  | R171            | R179            |
| Tlhabane & Extensions   |                            | R116                             | R116                       | R58                              | R-               | 0,0%             | R163                     | R163                  | R171            | R179            |
| Boitekong & Extensions  |                            | R116                             | R116                       | R58                              | R-               | 0,0%             | R163                     | R163                  | R171            | R179            |
| Paardekraal & Extensions  |                            | R116                             | R116                       | R58                              | R-               | 0,0%             | R163                     | R163                  | R171            | R179            |
| Meriting & Extensions   |                            | R116                             | R116                       | R58                              | R-               | 0,0%             | R163                     | R163                  | R171            | R179            |
| Lethabong & Extensions  |                            | R116                             | R116                       | R58                              | R-               | 0,0%             | R163                     | R163                  | R171            | R179            |
| Marikana & Extensions   |                            | R116                             | R116                       | R58                              | R-               | 0,0%             | R163                     | R163                  | R171            | R179            |
| Phatsima & Extensions   |                            | R116                             | R116                       | R58                              | R-               | 0,0%             | R163                     | R163                  | R171            | R179            |
| Boshoek   |                            | R116                             | R116                       | R58                              | R-               | 0,0%             | R163                     | R163                  | R171            | R179            |
| Monakato & Extensions   |                            | R116                             | R116                       | R58                              | R-               | 0,0%             | R163                     | R163                  | R171            | R179            |
| Freedom Park & Extensions   |                            | R116                             | R116                       | R58                              | R-               | 0,0%             | R163                     | R163                  | R171            | R179            |
| OTHER TRADING AREAS   |                            |                                  |                            |                                  |                  |                  |                          |                       |                 |                 |
| Trading near malls near the CBD (town) area   |                            | R-                               | R-                         | R-                               | R-               | 0,0%             | R218                     | R218                  | R228            | R239            |
| Trading near malls near in the township and rural areas                             |                            | R-                               | R-                         | R-                               | R-               | 0,0%             | R218                     | R218                  | R228            | R239            |
| Trading from Mobile Container   |                            | R-                               | R-                         | R-                               | R-               | 0,0%             | R1 042                   | R1 042                | R1 090          | R1 140          |

ANNEXURE C

NW 373 RUSTENBURG LOCAL MUNICIPALITY TARIFF BOOK 2023 -2026 MTREF



| TARIFF DESCRIPTION   | Approved Tariffs<br>2022/23 | Tariff Description 2  | Draft Tariffs<br>2023/24 | Tariffs 2024/25 | Tariffs 2025/26 |
|--|-----------------------------|---|--------------------------|-----------------|-----------------|
| CLASS 1: Billboards  |                             |   |                          |                 |                 |
| Administration fee   | R416                        | Fee applicable across board: Per Advertisement/Application              | R416                     | R435            | R455            |
| Gantry billboards (Display fee on Municipal Property and other Government facilities)  | R18 111                     | Gantry billboards (>18m²<81m²)  | R18 111                  | R18 944         | R19 815         |
| Large billboards (Display fee on Municipal Property and other Government facilities)   | R18 111                     | Large billboards (>41m²<81m²)   | R18 111                  | R18 944         | R19 815         |
| Medium billboards (Display fee on Municipal Property and other Government facilities)  | R5 979                      | Medium billboards (>19m²<41m²)  | R5 979                   | R6 254          | R6 542          |
| Small billboards (Display fee on Municipal Property and other Government facilities)   | R4 864                      | Small billboards (>4.5m²<19m²)  | R4 864                   | R5 088          | R5 322          |
| Smaller than 4.5m² (Display fee on Municipal Property and other Government facilities)   | R4 217                      | Smaller than 4.5m²  | R4 217                   | R4 411          | R4 614          |
| Display fee: Per Advertisement/Application - Private Property, including Private Education facilities (All signs in Class 1)   | R9 721                      | All permissible sizes   | R9 721                   | R10 168         | R10 636         |
| Electric and illuminated signs for all Class 1 signs (Display fee on both Municipal and Private Properties per square metre)   | R578                        |   | R578                     | R604            | R632            |
| Encroachment fee (Municipal land ) per square metre for each sign type   | R313                        | Encroachment fee per square square metre (all classes)                  | R313                     | R327            | R342            |
| CLASS 2: Signs On Buildings And Structures   |                             |   |                          |                 |                 |
| Projecting signs   |                             |   |                          |                 |                 |
| Administration fee   | R416                        | Per Advertisement/Application   | R416                     | R435            | R455            |
| Display fee per Application  | R583                        |   | R583                     | R610            | R638            |
| Encroachment fee(Municipal land) per square metre for each sign type   | R313                        |   | R313                     | R327            | R342            |
| Building attachment (roof signs, signs and murals on walls and roofs, a sign in the fabric of a building and advertisements on towers, bridges and pylons)                                 |                             |   |                          |                 |                 |
| Administration fee   | R416                        | Per Advertisement/Application   | R416                     | R435            | R455            |
| Display fee per Advertisement  | R1 168                      |   | R1 168                   | R1 222          | R1 278          |
| Wall signs/fascia signs  |                             |   |                          |                 |                 |
| Administration fee   | R416                        | Per Advertisement/Application   | R416                     | R435            | R455            |
| Display fee per sign   | R583                        | Display fee on Private Property: Per Advertisement/Application          | R583                     | R610            | R638            |
| Electric and illuminated signs for all Class 2 signs (Display fee on both Municipal and Private Properties per square metre)   | R578                        |   | R578                     | R604            | R632            |
| Ground sign (excluding billboards)   |                             |   |                          |                 |                 |
| Encroachment fee(Municipal land) per square metre for each sign type   | R313                        |   | R313                     | R327            | R342            |
| Display fee per Advertisement  | R1 709                      | Display fee on Private Property: Per Advertisement/Application          | R1 709                   | R1 788          | R1 870          |
| CLASS 3: Signs on Premises and miscellaneous signs   |                             |   |                          |                 |                 |
| Boundary walls and entrance gates  |                             |   |                          |                 |                 |
| Administration fee   | R416                        | Per Advertisement/Application   | R416                     | R435            | R455            |
| Display fee per Advertisement  | R1 198                      |   | R1 198                   | R1 253          | R1 311          |
| Residential and community service oriented buildings (e.g. government facilities, NPOs and/or CBOs etc.)   |                             |   |                          |                 |                 |
| Administration fee   | R416                        | Per Advertisement/Application   | R416                     | R435            | R455            |
| Display fee per Advertisement  | R1 198                      |   | R1 198                   | R1 253          | R1 311          |
| On –premises Business signs in urban Areas   |                             |   |                          |                 |                 |
| Administration fee   | R416                        | Per Advertisement/Application   | R416                     | R435            | R455            |
| Display fee per Application  | R4 337                      |   | R4 337                   | R4 537          | R4 745          |
| Residential and community service oriented buildings (e.g. government facilities, NPOs and/or CBOs etc.) - Urban areas   |                             |   |                          |                 |                 |
| Administration fee   | R416                        | Per Advertisement/Application   | R416                     | R435            | R455            |
| Display fee per Advertisement  | R1 812                      |   | R1 812                   | R1 895          | R1 982          |
| Signs for agricultural and related land use in rural and natural Areas   |                             |   |                          |                 |                 |
| Administration fee   | R416                        | Per Advertisement/Application   | R416                     | R435            | R455            |
| Display fee per Advertisement  | R1 168                      |   | R1 168                   | R1 222          | R1 278          |
| Electric and illuminated signs for all Class 3 signs (Display fee on both Municipal and Private Properties per square metre)   | R578                        |   | R578                     | R604            | R632            |
| CLASS 4: Signs for Pedestrian Environments and Streets-scaping   |                             |   |                          |                 |                 |
| Street furniture signs   |                             |   |                          |                 |                 |
| Administration fee   | R416                        | Per Advertisement/Application   | R416                     | R435            | R455            |
| Display fee per Advertisement  | R1 365                      |   | R1 365                   | R1 427          | R1 493          |
| Street light/street pole signs, etc.   |                             |   |                          |                 |                 |
| Administration fee   | R416                        | Per Advertisement/Application   | R416                     | R435            | R455            |
| Display fee per Advertisement  | R1 365                      |   | R1 365                   | R1 427          | R1 493          |
| Permanent signs on poles   |                             |   |                          |                 |                 |
| Administration fee   | R416                        | Per Advertisement/Application   | R416                     | R435            | R455            |
| Display fee per advertisement per month  | R207                        |   | R207                     | R217            | R227            |
| Electric and illuminated signs for all Class 4 signs (Display fee on both Municipal and Private Properties per square metre)   | R578                        |   | R578                     | R604            | R632            |
| CLASS 5: Signs for Tourists and Travellers   |                             |   |                          |                 |                 |
| Service facility signs   |                             |   |                          |                 |                 |
| Administration fee   | R416                        | Per Advertisement/Application   | R416                     | R435            | R455            |
| Display fee per Advertisement  | R1 198                      |   | R1 198                   | R1 253          | R1 311          |
| Road traffic project signs   |                             |   |                          |                 |                 |
| Administration fee   | R416                        | Per Advertisement/Application   | R416                     | R435            | R455            |
| Display fee per Advertisement  | R1 198                      |   | R1 198                   | R1 253          | R1 311          |
| Tourism information signs  |                             |   |                          |                 |                 |
| Administration fee   | R416                        | Per Advertisement/Application   | R416                     | R435            | R455            |
| Display fee per Advertisement (Sponsored/Branded Tourism Attraction Signs) - Municipal Property  | R2 343                      |   | R2 343                   | R2 451          | R2 564          |
| Display fee per Advertisement (Sponsored/Branded Tourism Attraction Signs) - Private Property  | R1 198                      | Display fee on Private Property: Per Advertisement/Application          | R1 198                   | R1 253          | R1 311          |
| Gateway signs  |                             |   |                          |                 |                 |
| Administration fee   | R416                        | Per Advertisement/Application   | R416                     | R435            | R455            |
| Display fee per Advertisement  | R1 198                      |   | R1 198                   | R1 253          | R1 311          |
| Electric and illuminated signs for all Class 5 signs (Display fee on both Municipal and Private Properties per square metre)   | R578                        |   | R578                     | R604            | R632            |
| CLASS 6: Mobile signs  |                             |   |                          |                 |                 |
| Advertising vehicles   |                             |   |                          |                 |                 |
| Administration fee   | R416                        | Per Advertisement/Application   | R416                     | R435            | R455            |
| Mobile trailer Advertising(limited to 14 days display)   | R466                        |   | R466                     | R488            | R510            |
| Display fee per Advertisement (other Mobile signs)   | R502                        |   | R502                     | R526            | R550            |
| Digital/Electronic/Electrical/Illuminated signs on mobile equipment  |                             |   |                          |                 |                 |
| Electric and illuminated signs for all Class 6 signs (Display fee on Municipal and Private Properties per square metre)  | R578                        |   | R578                     | R604            | R632            |
| CLASS 7: Temporary Advertising   |                             |   |                          |                 |                 |
| In respect of general advertisements of a commercial nature (Events) i.e. construction site advertisements, signs for sporting events, festival & exhibitions, temporary window signs etc. |                             |   |                          |                 |                 |
| Administration fee   | R416                        | Per Advertisement/Application   | R416                     | R435            | R455            |
| Up to 100 posters  | R3 501                      |   | R3 501                   | R3 662          | R3 830          |
| Fee per poster   | R36                         |   | R36                      | R37             | R39             |
| Stickers for each poster   | R21                         |   | R21                      | R22             | R23             |
| In respect of general advertisements for non-profit organisations(subject to submission of a NPO certificate from relevant authority- e.g. government                                      |                             |   |                          |                 |                 |
| In respect of election advertisements, per party/per candidate   |                             |   |                          |                 |                 |
| Administration fee   | R416                        | Per Advertisement/Application   | R416                     | R435            | R455            |
| Posters (unlimited number)   | R2 917                      |   | R2 917                   | R3 051          | R3 192          |
| Estate agents boards (Annual tariffs)  |                             |   |                          |                 |                 |
| Administration fee(per agency)   | R416                        | Per Advertisement/Application   | R416                     | R435            | R455            |
| Advertising deposit (per agent)  | R4 708                      |   | R4 708                   | R4 925          | R5 151          |
| Annual Licensing Fee (Residential)   | R2 186                      |   | R2 186                   | R2 286          | R2 392          |
| Annual Licensing Fee (Commercial, Industrial, Non-residential Property)  | R8 261                      |   | R8 261                   | R8 641          | R9 038          |
| Banners  |                             |   |                          |                 |                 |
| Per banner per square metre (R300m²)   | R313                        |   | R313                     | R327            | R342            |
| Sticker for each banner  | R21                         |   | R21                      | R22             | R23             |
| Administration fee   | R416                        |   | R416                     | R435            | R455            |
| CLASS 8: Other signs   |                             |   |                          |                 |                 |
| Security signs   |                             |   |                          |                 |                 |
| Administration fee   | R416                        | Per Advertisement/Application   | R416                     | R435            | R455            |
| Display fee per Advertisement  | R664                        |   | R664                     | R695            | R727            |
| Public service and other information signs   |                             |   |                          |                 |                 |
| Administration fee   | R416                        | Per Advertisement/Application   | R416                     | R435            | R455            |
| Display fee per Advertisement  | R578                        |   | R578                     | R604            | R632            |
| Aerial advertisements  |                             |   |                          |                 |                 |
| Administration fee   | R416                        | Per Advertisement/Application   | R416                     | R435            | R455            |
| Display fee per Advertisement  | R2 342                      |   | R2 342                   | R2 450          | R2 562          |
| Refundable Deposit   |                             |   |                          |                 |                 |
| Electric and illuminated signs for all Class 8 signs (Display fee on Municipal and Private Properties per square metre)  |                             |   |                          |                 |                 |
| Administration fee   | R416                        | Per Advertisement/Application   | R416                     | R435            | R455            |
| Advertisement (per square metre for all permissible sizes)   | R578                        |   | R578                     | R604            | R632            |
| Portable boards  |                             |   |                          |                 |                 |
| Administration fee   | R416                        | Per Advertisement/Application   | R416                     | R435            | R455            |
| Penalties  |                             |   |                          |                 |                 |
| For the erection of any sign without approval, per week per square meter   | R1 786                      | Fine per square metre per week per illegal sign                         | R1 786                   | R1 868          | R1 954          |
| For the erection of any billboards without approval, per week per square meter   | R5 261                      | Fine per square metre per week per illegal billboard                    | R5 261                   | R5 503          | R5 756          |
| For the erection of any posters without approval, per week   | R1 756                      | Fine for illegal posters per week                                       | R1 756                   | R1 837          | R1 921          |
| Storage fee (illegal confiscated signs)  | R87                         | Storage fee per day (Illegal Advertisements) for all applicable classes | R87                      | R91             | R95             |
| Appeals  | R5 395                      | Lodging of an Appeal per advertisement for all classes                  | R5 395                   | R5 643          | R5 903          |
| Inspections  | R216                        | Inspection Fee for all classes (Per application/Advertisement)          | R216                     | R226            | R236            |
| Removable posters, should the Municipality remove any poster (per poster)  | R117                        |   | R117                     | R122            | R128            |

ANNEXURE C

NW 373 RUSTENBURG LOCAL MUNICIPALITY TARIFF BOOK 2023 -2026 MTREF



BUSINESS LICENSING TARIFFS  
(Proposed tariffs in terms the NW Business Licensing Act no. 3 of 2019)

| TARIFF DESCRIPTION   | Draft Tariffs 2023/24 | Tariffs 2024/25 | Tariffs 2025/26 |
|--|-----------------------|-----------------|-----------------|
| SALE & SUPPLY OF PERISHABLE FOODSTUFFS                               |                       |                 |                 |
| Restaurants  | R1 000                | R1 046          | R1 094          |
| Cafes  | R1 000                | R1 046          | R1 094          |
| Coffee Houses  | R1 000                | R1 046          | R1 094          |
| Fast Food Outlets  | R1 000                | R1 046          | R1 094          |
| Kiosks   | R250                  | R262            | R274            |
| Supermarkets/ Hypermarkets   | R1 000                | R1 046          | R1 094          |
| Vegetable/Fruit/Flower vendor  | R250                  | R262            | R274            |
| Informal trader/hawker   | R250                  | R262            | R274            |
| Spaza shop   | R250                  | R262            | R274            |
| PROVISION OF HEALTH AND OTHER CARE FACILITIES                        |                       |                 |                 |
| Private Hospitals  | R1 000                | R1 046          | R1 094          |
| Private Clinics  | R1 000                | R1 046          | R1 094          |
| Maternity & Baby Care Clinics  | R250                  | R262            | R274            |
| Creches/ Kindergartens   | R1 000                | R1 046          | R1 094          |
| Pharmacies   | R1 000                | R1 046          | R1 094          |
| Eye care providers   | R1 000                | R1 046          | R1 094          |
| Laboratories   | R1 000                | R1 046          | R1 094          |
| Beauty parlours/Hair & Nail Salons/ Slimming Clinics                 | R500                  | R523            | R547            |
| ACCOMMODATION, ENTERTAINMENT AND LEISURE FACILITIES                  |                       |                 |                 |
| Hotels/Motels/Lodges   | R1 000                | R1 046          | R1 094          |
| Bed and Breakfast facilities   | R500                  | R523            | R547            |
| Hotel facilities/Boarding Houses/Room rentals                        | R1 000                | R1 046          | R1 094          |
| Motor racing/Quad biking facilities                                  | R1 000                | R1 046          | R1 094          |
| Bowling Alleys   | R500                  | R523            | R547            |
| Bars & Pubs  | R1 000                | R1 046          | R1 094          |
| Liquor Outlets   | R1 000                | R1 046          | R1 094          |
| Night clubs/ Dance halls   | R1 000                | R1 046          | R1 094          |
| Cinema/ Drive-in   | R500                  | R523            | R547            |
| Theatres   | R500                  | R523            | R547            |
| Family entertainment facilities                                      | R1 000                | R1 046          | R1 094          |
| OTHER RETAIL/ SERVICE OUTLETS  |                       |                 |                 |
| Clothing/ Shoe retailers   | R1 000                | R1 046          | R1 094          |
| Motor vehicle dealerships & service centres                          | R1 000                | R1 046          | R1 094          |
| Electronics provider   | R1 000                | R1 046          | R1 094          |
| Building Materials suppliers   | R1 000                | R1 046          | R1 094          |
| Factories  | R1 000                | R1 046          | R1 094          |
| Household services providers (plumbing/electrical/construction etc.) | R500                  | R523            | R547            |
| General dealers  | R500                  | R523            | R547            |
| Bookstores and Music dealerships                                     | R1 000                | R1 046          | R1 094          |
| Laundromat/Dry Cleaners  | R500                  | R523            | R547            |
| Furniture and appliance dealers                                      | R1 000                | R1 046          | R1 094          |
| Traditional herbs and accessories                                    | R500                  | R523            | R547            |
| Equipment hire providers   | R1 000                | R1 046          | R1 094          |
| Carpenters/Upholsterers  | R500                  | R523            | R547            |
| Fuel retailers (LPG/Petrol/Diesel)                                   | R1 000                | R1 046          | R1 094          |
| Factories  | R1 000                | R1 046          | R1 094          |
| Storage facilities   | R1 000                | R1 046          | R1 094          |
| OTHER LARGE/COMMERCIAL BUSINESSES                                    |                       |                 |                 |
| Depots (Trucks/Recycling)  | R3 000                | R3 138          | R3 282          |
| Processing plants  | R3 000                | R3 138          | R3 282          |
| Shopping Malls   | R5 000                | R5 230          | R5 471          |
| Mobile Container   | R1 000                | R1 046          | R1 094          |

| TARIFF DESCRIPTION | Frequency   | Tariffs 2022/23 | Draft Tariffs 2023/24 | Proposed Tariffs 2024/25 | Proposed Tariffs 2025/26 | 2023/24 INCREASE | 2023/24 INCREASE |
|--------------------|-------------|-----------------|-----------------------|--------------------------|--------------------------|------------------|------------------|
|                    |             | R/C             | R/C                   | R/C                      | R/C                      | R/C              | (%)              |
| Trading permits    |             |                 |                       |                          |                          |                  |                  |
| New Card           | Yearly      | R109            | R109                  | 114                      | R119                     | R-               | 0,0%             |
| Renewal of card    | As and When | R163            | R163                  | 171                      | R179                     | R-               | 0,0%             |

HOUSING

|                                      | Approved Tariff 2019/2020 | Approved Tariff 2020/2021 | Approved Tariff 2021/2022 | Current Tariff 2022/2023 | Proposed Tariff 2023/2024 | Proposed Tariff 2024/2025 | Proposed Tariff 2025/2026 |
|--------------------------------------|---------------------------|---------------------------|---------------------------|--------------------------|---------------------------|---------------------------|---------------------------|
| CRU'S BOITEKONG EXT 12 (NO INCREASE) |                           |                           |                           |                          |                           |                           |                           |
| 1 BEDROOM                            | R 300,00                  | R 300,00                  | R 300,00                  | R 300,00                 | R 300,00                  | R 300,00                  | R 300,00                  |
| 2 BEDROOM                            | R 500,00                  | R 500,00                  | R 500,00                  | R 500,00                 | R 500,00                  | R 500,00                  | R 500,00                  |
| 3 BEDROOM                            | R 700,00                  | R 700,00                  | R 700,00                  | R 700,00                 | R 700,00                  | R 700,00                  | R 700,00                  |
| AMBERBOOM (LOW COST HOUSES)          |                           |                           |                           |                          |                           |                           |                           |
| 1 BEDROOM                            | 20%                       | 20%                       | 20%                       | 20%                      | 20%                       | 20%                       | 20%                       |
| 2 BEDROOM                            | 25%                       | 25%                       | 25%                       | 25%                      | 25%                       | 25%                       | 25%                       |
| 3 BEDROOM                            | 30%                       | 30%                       | 30%                       | 30%                      | 30%                       | 30%                       | 30%                       |
| PERSONNEL HOUSES (MARKET RELATED)    |                           |                           |                           |                          |                           |                           |                           |
| FLATS                                | R 3 500,00                | R 3 500,00                | R 3 500,00                | R 3 500,00               | R 3 500,00                | R 3 500,00                | R 3 500,00                |
| HOUSES                               | R 3 500,00                | R 3 500,00                | R 3 500,00                | R 3 500,00               | R 3 500,00                | R 3 500,00                | R 3 500,00                |
| KERK OLD AGE FLATS                   |                           |                           |                           |                          |                           |                           |                           |
| 1 BEDROOM (SINGLE)                   | 8%                        | 8%                        | 8%                        | 8%                       | 8%                        | 8%                        | 8%                        |
| 2 BEDROOM (DOUBLE)                   | 10%                       | 10%                       | 10%                       | 10%                      | 10%                       | 10%                       | 10%                       |
| GEELHOUTPARK OLD AGE FLATS           |                           |                           |                           |                          |                           |                           |                           |
| 2 BEDROOM (DOUBLE)                   | 10%                       | 10%                       | 10%                       | 10%                      | 10%                       | 10%                       | 10%                       |

HIRING OF THE VISITORS & INFORMATION CENTRE AND THE TIDC FACILITIES

| TARIFF DESCRIPTION   | Frequency | Total per Month Calculation R/C | Rebate (40%) | Proposed Rate per day R/C | Tariffs 2022/23 | 2023/2024 Increase | Draft Tariffs 2023/24 R/C | Tariffs 2024/25 R/C | Tariffs 2025/26 R/C |
|--|-----------|---------------------------------|--------------|---------------------------|-----------------|--------------------|---------------------------|---------------------|---------------------|
| TOURISM INFORMATION DEVELOPMENT CENTRE (TIDC)  |           |                                 |              |                           |                 |                    |                           |                     |                     |
| Store Rooms (29m²)   | Monthly   | R1 580                          | R632         | R32                       | R948            | 0,0%               | R948                      | R992                | R1 037              |
| Coffee Shop (52m²)   | Monthly   | R2 834                          | R1 134       | R57                       | R1 700          | 0,0%               | R1 700                    | R1 779              | R1 860              |
| Lapa (72m²)  | Monthly   | R3 924                          | R1 570       | R209                      | R2 354          | 0,0%               | R2 354                    | R2 463              | R2 576              |
| Amphitheatre (97m²)  | Monthly   | R5 286                          | R2 114       | R523                      | R3 172          | 0,0%               | R3 172                    | R3 318              | R3 470              |
| Rondavel 1 (68m²)  | Monthly   | R7 041                          | R2 816       | -                         | R4 225          | 0,0%               | R4 225                    | R4 419              | R4 622              |
| Rondavel 2 (76m²)  | Monthly   | R7 869                          | R3 148       | -                         | R4 722          | 0,0%               | R4 722                    | R4 939              | R5 166              |
| Rondavel 3 (102m²)   | Monthly   | R10 561                         | R4 225       | -                         | R6 337          | 0,0%               | R6 337                    | R6 628              | R6 933              |
| Rondavel 4 (116m²)   | Monthly   | R11 379                         | R4 552       | -                         | R6 827          | 0,0%               | R6 827                    | R7 141              | R7 470              |
| Rondavel 5 (122m²)   | Monthly   | R11 967                         | R4 787       | -                         | R7 180          | 0,0%               | R7 180                    | R7 511              | R7 856              |
| Rondavel 6 (186m²)   | Monthly   | R16 218                         | R6 487       | -                         | R9 731          | 0,0%               | R9 731                    | R10 179             | R10 647             |
| Administrative Fee   | Daily     |                                 |              |                           | R163            | 0,0%               | R163                      | R171                | R179                |
| TIDC Boardroom   | Daily     |                                 |              |                           | R1 090          | 0,0%               | R1 090                    | R1 140              | R1 193              |
| TIDC Kitchen   | Daily     |                                 |              |                           | R1 635          | 0,0%               | R1 635                    | R1 710              | R1 789              |
| TIDC Shaded and Play Areas   | Daily     |                                 |              |                           | R1 090          | 0,0%               | R1 090                    | R1 140              | R1 193              |
| * 50% discount is proposed for the financial year 2023/24 to encourage increased and sustainable occupancy, collection and support to local small businesses |           |                                 |              |                           |                 |                    |                           |                     |                     |
| NB: Discount does not apply to application / administrative fees   |           |                                 |              |                           |                 |                    |                           |                     |                     |

TARIFFS FOR TRADING PERMITS

| TARIFF DESCRIPTION | Frequency   | Tariffs 2022/23 | Draft Tariffs 2023/24 | Proposed Tariffs 2024/25 | Proposed Tariffs 2025/26 | 2023/24 INCREASE | 2023/24 INCREASE |
|--------------------|-------------|-----------------|-----------------------|--------------------------|--------------------------|------------------|------------------|
|                    |             | R/C             | R/C                   | R/C                      | R/C                      | R/C              | (%)              |
| Trading permits    |             |                 |                       |                          |                          |                  |                  |
| New Card           | Yearly      | R109            | R109                  | 114                      | R119                     | R-               | 0,0%             |
| Renewal of card    | As and When | R163            | R163                  | 171                      | R179                     | R-               | 0,0%             |

HIRING OF THE VARIOUS SPACES OF THE FLEA MARKET

| TARIFF DESCRIPTION   | Administrative Fee 2022/23 | Draft Administrative Fee 2023/24 | Approved Electricity Fee 2022/23 | Draft Electricity Fee 2023/24 | Refundable Deposit 2022/23 | Draft Refundable Deposit 2023/24 | Tariffs 2022/23 | Draft Tariffs 2023/24* | Proposed Tariffs 2024/25 | Proposed Tariffs 2025/26 |
|--|----------------------------|----------------------------------|----------------------------------|-------------------------------|----------------------------|----------------------------------|-----------------|------------------------|--------------------------|--------------------------|
|  | Non-Refundable             | Non-Refundable                   | R/C                              | R/C                           | Deposit                    | Deposit                          | R/C             | R/C                    | R/C                      | R/C                      |
| MAIN STALLS  |                            |                                  |                                  |                               |                            |                                  |                 |                        |                          |                          |
| Stalls 22m2 (1 - 8)  | R164                       | R164                             | R163                             | R163                          | R2 578                     | R2 578                           | R2 578          | R2 578                 | R2 696                   | R2 820                   |
| Stalls 22m2 (9 - 23)   | R164                       | R164                             | R163                             | R163                          | R3 237                     | R3 237                           | R3 237          | R3 386                 | R3 542                   | R3 719                   |
| Store Room 24m2  | R164                       | R164                             | R163                             | R163                          | R2 485                     | R2 485                           | R2 485          | R2 599                 | R2 719                   | R2 843                   |
| Coffee Shop 103m2  | R164                       | R164                             | R163                             | R163                          | R10 665                    | R10 665                          | R10 665         | R11 156                | R11 669                  | R12 288                  |
| POP-UP STALLS  |                            |                                  |                                  |                               |                            |                                  |                 |                        |                          |                          |
| 6 x 6m Stalls  | R54                        | R54                              | N/A                              | N/A                           | R-                         | R-                               | R208            | R208                   | R218                     | R228                     |
| 3x 6m Stall  | R54                        | R54                              | N/A                              | N/A                           | R-                         | R-                               | R156            | R156                   | R163                     | R171                     |
| 3 x 3m Stall   | R54                        | R54                              | N/A                              | N/A                           | R-                         | R-                               | R104            | R104                   | R109                     | R114                     |
| * 50% discount is proposed for the financial year 2023/24 to encourage increased and sustainable occupancy, collection and support to local small businesses |                            |                                  |                                  |                               |                            |                                  |                 |                        |                          |                          |
| NB: Discount does not apply to application / administrative fees   |                            |                                  |                                  |                               |                            |                                  |                 |                        |                          |                          |

WAYLEAVE TARIFFS FOR WORK DONE ON PUBLIC ROADS

| TARIFF DESCRIPTION   | Frequency               | Total per Month Calculation | Tariffs 2022/23 | 2023/2024 Increase | Draft Tariffs 2023/24 | Tariffs 2024/25 | Tariffs 2025/26 |
|--|-------------------------|-----------------------------|-----------------|--------------------|-----------------------|-----------------|-----------------|
|  |                         | R/C                         |                 |                    | R/C                   | R/C             | R/C             |
| Fee: Processing wayleave application for network construction connecting Hub, Node and Cell Towers           | Once Off                | R5 450                      | R5 450          | 0,0%               | R5 450                | R5 700          | R5 963          |
| Fee: Micro trenching wayleave applications   | Once Off                | R5 450                      | R5 450          | 0,0%               | R5 450                | R5 700          | R5 963          |
| Fee: Access Build ECN  | Once Off                | R5 450                      | R5 450          | 0,0%               | R5 450                | R5 700          | R5 963          |
| Refundable Bank Guarantee  | Annual                  | R2 084 000                  | R2 084 000      | 0,0%               | R2 084 000            | R2 179 864      | R2 280 138      |
| Fee: Utilising sewer and storm water systems for ECN   | Per kilometre per annum | R1 090                      | R1 090          | 0,0%               | R1 090                | R1 140          | R1 193          |
| Fee: Utilising municipal sleeve  | Per kilometre per annum | R1 635                      | R1 635          | 0,0%               | R1 635                | R1 710          | R1 789          |
| Fee: Laying ECN in the public road reserve   | Per kilometre per annum | R240                        | R240            | 0,0%               | R240                  | R251            | R262            |
| Lane rental (street links between intersections, excluding intersections)                                    | Once Off                | R82                         | R82             | 0,0%               | R82                   | R86             | R89             |
| Lane rental (per intersection per day or part thereof)   | Once Off                | R11 662                     | R11 662         | 0,0%               | R11 662               | R12 199         | R12 760         |
| Processing of application to close a road for construction purposes  | Once Off                | R2 616                      | R2 616          | 0,0%               | R2 616                | R2 736          | R2 862          |
| Penalties  |                         |                             |                 |                    |                       |                 |                 |
| Fine for no wayleave approval and related documents on site. (per area)                                      |                         | R108 993                    | R108 993        | 0,0%               | R108 993              | R114 007        | R119 251        |
| Penalty for exceeding the time allowed to do work in terms of the Wayleave approval, per day                 |                         | R10 899                     | R10 899         | 0,0%               | R10 899               | R11 401         | R11 925         |
| Penalty for exceeding the time allowed in terms of the Temporary Road Closure Approval, per day              |                         | R217 986                    | R217 986        | 0,0%               | R217 986              | R228 014        | R238 502        |
| Fine for having temporary closed a road without written permission from the Roads and Storm water department |                         | R217 986                    | R217 986        | 0,0%               | R217 986              | R228 014        | R238 502        |

| APPLICATION        | Approved Tariff 2018/2019 | Approved Tariff 2019/2020 | Approved Tariff 2020/2021 | Approved Tariff 2021/2022 | Current Tariff 2022/2023 | Proposed Tariff 2023/2024 | Proposed Tariff 2024/2025 | Proposed Tariff 2025/2026 |
|--------------------|---------------------------|---------------------------|---------------------------|---------------------------|--------------------------|---------------------------|---------------------------|---------------------------|
|                    | R / C                     | R / C                     | R / C                     | R / C                     | R/C                      | R/C                       | R/C                       | R/C                       |
| SPLUMA CERTIFICATE |                           |                           |                           |                           |                          | 1 083,67                  | 1 132,44                  | 1 183,39                  |

SUNDRY PROPOSED TARIFFS 2023/2024

| TARIFF DESCRIPTION   | Approved Tariffs 2022/23 | Percentage increase/decrease 2022/2023 | Proposed Tariff 2023/2024 | Proposed Tariff 2024/2025 |
|--|--------------------------|--|---------------------------|---------------------------|
|  |                          |  | R                         | R                         |
| CLEARANCE CERTIFICATE FEE                                      | 97,75                    | 0,064                                  | 104,01                    | 110,66                    |
| CLEARANCE APPLICATION FEE: MANUAL                              | 456,15                   | 0,064                                  | 485,34                    | 516,41                    |
| CLEARANCE APPLICATION FEE: ELECTRONIC (clearance.com)          | 204,37                   | 0,064                                  | 217,45                    | 231,37                    |
| ISSUING OF DUPLICATE MUNICIPAL ACCOUNT OVER 3 MONTHS (per acc) | 5,96                     | 0,064                                  | 6,34                      | 6,75                      |
| VALUATION ROLL - Soft copy                                     | 1313,13                  | 0,064                                  | 1397,17                   | 1486,59                   |
| VALUATION ROLL - Hard copy                                     | 1313,13                  | 0,064                                  | 1397,17                   | 1486,59                   |
| VALUATION CERTIFICATE  | 101,99                   | 0,064                                  | 108,52                    | 115,46                    |
| DEED SEARCH  | 75,74                    | 0,064                                  | 80,59                     | 85,74                     |
| LOST COPY OF CERTIFICATE                                       | 81,51                    | 0,064                                  | 86,73                     | 92,28                     |
| FINAL DEMAND   | 33,27                    | 0,064                                  | 35,40                     | 37,66                     |
| WATER RECONNECTION   | 665,61                   | 0,064                                  | 708,21                    | 753,53                    |
| ELECTRICITY RECONNECTION                                       | 465,94                   | 0,064                                  | 495,76                    | 527,49                    |
| REMOVAL OF INSTALLATION  | 2708                     | 0,064                                  | 2881,31                   | 3065,72                   |
| CHEQUE RE ISSUE (New)  | 175,64                   | 0,064                                  | 186,88                    | 198,84                    |
| ADMIN FEE ON TRANSFERS (New)                                   | 6,44                     | 0,064                                  | 6,85                      | 7,29                      |
| SEARCHING OF ANY DISCLOSURE RECORD (P/H OR PART)               | 18,66                    | 0,064                                  | 19,85                     | 21,12                     |
| Valuation Roll: Request for Reasons                            | 550                      | 0,064                                  | 585,20                    | 622,65                    |

SUNDRY CHARGES

| TARIFF DESCRIPTION  | Tariff 2021/2022 | Tariff 2022/2023 | Proposed Tariff 2023/2024 | Proposed Tariff 2024/2025 | Proposed Tariff 2025/2026 |
|---|------------------|------------------|---------------------------|---------------------------|---------------------------|
|   | R                | R                | R                         | R                         |                           |
| EASYPAYMENT FEE   | 7,42             | 8,16             | 9,02                      | 9,96                      | 11,01                     |
| DEPOSIT : Households  | 1 909,22         | 2 100,14         | 2 320,65                  | 2 564,32                  | 2 833,58                  |
| DEPOSIT : Commercial* (Minimum, then align to policy)             |                  | 10 000,00        | 11 050,00                 | 12 210,25                 | 13 492,33                 |
| DEPOSIT : Industrial*   |                  | 50 000,00        | 55 250,00                 | 61 051,25                 | 67 461,63                 |
| DEPOSIT : Government*   |                  | 5 000,00         | 5 525,00                  | 6 105,13                  | 6 746,16                  |
| DEPOSIT : Agriculture*  |                  | 5 000,00         | 5 525,00                  | 6 105,13                  | 6 746,16                  |
| DEPOSIT : Church*   |                  | 2 500,00         | 2 762,50                  | 3 052,56                  | 3 373,08                  |
| DEPOSIT : Private Schools*  |                  | 10 000,00        | 11 050,00                 | 12 210,25                 | 13 492,33                 |
| DEPOSIT : Private Hospital*                                       |                  | 50 000,00        | 55 250,00                 | 61 051,25                 | 67 461,63                 |
| DISHONOURED PAYMENT FEE   | 181,68           | 190,76           | 210,79                    | 232,92                    | 257,38                    |
| ISSUING OF DUPLICATE MUNICIPAL ACCOUNT OVER 3 MONTHS (per acc)    | 3,67             | 15,00            | 16,58                     | 18,32                     | 20,24                     |
| CHEQUE RE ISSUE   | 175,97           | DISCONTINUED     |                           | -                         | -                         |
| ADMIN FEE ON TRANSFERS OF PAYMENTS OVER 3 MONTHS(PER TRANSACTION) | 6,45             | 8,16             | 9,02                      | 9,96                      | 11,01                     |
| FINAL DEMAND  | 41,30            | 43,03            | 47,55                     | 52,54                     | 58,06                     |
| ELECTRICITY RECONNECTION FEE - RESIDENTIAL/ CHURCHES/ GOVERNMENT  | 577,75           | 602,02           | 665,23                    | 735,08                    | 812,27                    |
| ELECTRICITY RECONNECTION FEE - BUSINESS/ AGRICULTURAL             | 750,00           | 781,50           | 863,56                    | 954,23                    | 1 054,43                  |
| WATER RECONNECTION FEE- RESIDENTIAL/ CHURCHES/ GOVERNMENT         | 825,35           | 860,01           | 950,31                    | 1 050,09                  | 1 160,35                  |
| WATER RECONNECTION - BULK   | 950,00           | 989,90           | 1 093,84                  | 1 208,69                  | 1 335,61                  |
| WATER RECONNECTION FEE - BUSINESS/ AGRICULTURAL                   | 950,00           | 989,90           | 1 093,84                  | 1 208,69                  | 1 335,61                  |
| RECONNECTION : REMOVAL OF INSTALLATION - WATER                    | 3 086,04         | 3 216,65         | 3 859,98                  | 4 631,98                  | 5 558,37                  |
| RECONNECTION: REMOVAL OF INSTALLATION - ELECTRICITY               | 4 500,00         | 4 689,00         | 5 626,80                  | 6 752,16                  | 8 102,59                  |
| DISCONNECTION: REMOVAL OF INSTALLATION - WATER                    | NEW              |                  | 3 500,00                  | 4 200,00                  | 5 040,00                  |
| DISCONNECTION: REMOVAL OF INSTALLATION - ELECTRICITY              | NEW              |                  | 4 500,00                  | 5 400,00                  | 6 480,00                  |
| ADMINISTRATION FEE - LEGAL ACTIONS (NEW)                          |                  |                  |                           | -                         | -                         |
| Note: increase linked to CPI                                      |                  |                  |                           |                           |                           |
| Increase on RIP @ 20%- penalty tariff                             |                  |                  |                           |                           |                           |

ANNEXURE C

NW 373 RUSTENBURG LOCAL MUNICIPALITY TARIFF BOOK 2023 -2026 MTREF



| TOWN PLANNING  |                              |                              |                              |                              |                             |                              |                              |                              |
|--|------------------------------|------------------------------|------------------------------|------------------------------|-----------------------------|------------------------------|------------------------------|------------------------------|
| APPLICATION  | Approved Tariff<br>2018/2019 | Approved Tariff<br>2019/2020 | Approved Tariff<br>2020/2021 | Approved Tariff<br>2021/2022 | Current Tariff<br>2022/2023 | Proposed Tariff<br>2023/2024 | Proposed Tariff<br>2024/2025 | Proposed Tariff<br>2025/2026 |
|  | R / C                        | R / C                        | R / C                        | R / C                        | R/C                         | R/C                          | R/C                          | R/C                          |
| WRITTEN CONSENT APPLICATION IN TERMS OF THE SPATIAL PLANNING AND LAND USE MANAGEMENT BY-LAW READ WITH THE LAND USE SCHEME  |                              |                              |                              |                              |                             |                              |                              |                              |
| Second dwelling  | R611,21                      | R645,43                      | R680,29                      | R717,02                      | R745,70                     | R1 342,27                    | R1 402,67                    | R1 465,79                    |
| Building Line Relaxation   | R611,21                      | R645,43                      | R680,29                      | R717,02                      | R745,70                     | R1 342,27                    | R1 402,67                    | R1 465,79                    |
| Height Relaxation  | R611,21                      | R645,43                      | R680,29                      | R717,02                      | R745,70                     | R1 342,27                    | R1 402,67                    | R1 465,79                    |
| Coverage Relaxation  | R611,21                      | R645,43                      | R680,29                      | R717,02                      | R745,70                     | R1 342,27                    | R1 402,67                    | R1 465,79                    |
| Servitude Upliftment   | R611,21                      | R645,43                      | R680,29                      | R717,02                      | R745,70                     | R1 342,27                    | R1 402,67                    | R1 465,79                    |
| Relaxation of the line(s) of no access   | R611,21                      | R645,43                      | R680,29                      | R717,02                      | R745,70                     | R1 342,27                    | R1 402,67                    | R1 465,79                    |
| Provision of parking on adjacent property  | R611,21                      | R645,43                      | R680,29                      | R717,02                      | R745,70                     | R1 342,27                    | R1 402,67                    | R1 465,79                    |
| Relaxation of parking  | R611,21                      | R645,43                      | R680,29                      | R717,02                      | R745,70                     | R1 342,27                    | R1 402,67                    | R1 465,79                    |
| Site Development Plan  | R882,60                      | R932,03                      | R982,36                      | R1 035,41                    | R1 076,82                   | R1 938,28                    | R2 025,51                    | R2 116,65                    |
| Amendment of Site Development Plan   | R882,60                      | R932,03                      | R982,36                      | R1 035,41                    | R1 076,82                   | R1 938,28                    | R2 025,51                    | R2 116,65                    |
| Erection of screen wall(s) exceeding 20.meters in height   | R611,21                      | R645,43                      | R680,29                      | R717,02                      | R745,70                     | R1 342,27                    | R1 402,67                    | R1 465,79                    |
| Written consent objection  | R493,45                      | R521,08                      | R549,22                      | R578,88                      | R602,04                     | R1 505,09                    | R1 572,82                    | R1 643,60                    |
| Renewal of Special Consent Application   | R -602,04                    | -                            | R 680,29                     | R717,02                      | R745,70                     | R1 342,27                    | R1 402,67                    | R1 465,79                    |
| SPECIAL CONSENT APPLICATION IN TERMS OF THE SPATIAL PLANNING AND LAND USE MANAGEMENT BY-LAW READ WITH THE LAND USE SCHEME  |                              |                              |                              |                              |                             |                              |                              |                              |
| Special Consent  | R1 087,84                    | R1 148,75                    | R1 210,79                    | R1 276,17                    | R1 327,22                   | R2 388,99                    | R2 496,49                    | R2 608,84                    |
| Special Consent Objection  | R493,45                      | R521,08                      | R549,22                      | R578,88                      | R602,04                     | R1 505,09                    | R1 572,82                    | R1 643,60                    |
| Cancellation or withdrawal of approved Special or Written consent application  |                              |                              |                              |                              |                             | R1 505,09                    | R1 572,82                    | R1 643,60                    |
| Closure of public space / park closure   | R1 087,84                    | R1 148,75                    | R1 210,79                    | R1 276,17                    | R1 327,22                   | R2 388,99                    | R2 496,49                    | R2 608,84                    |
| TEMPORARY CONSENT APPLICATION IN TERMS OF THE SPATIAL PLANNING AND LAND USE MANAGEMENT BY-LAW READ WITH LAND USE SCHEME.   |                              |                              |                              |                              |                             |                              |                              |                              |
| The erection and use of temporary buildings, or the use of existing buildings for site offices, storage rooms, workshops or such other uses as may be necessary during the erection of any permanent | R611,21                      | R645,43                      | R680,29                      | R717,02                      | R745,70                     | R1 342,27                    | R1 402,67                    | R1 465,79                    |
| The occasional use of land or buildings for public religious exercise, place of instruction, institution, place of amusement or social hall, informal retail trade                                   | R611,21                      | R645,43                      | R680,29                      | R717,02                      | R745,70                     | R1 342,27                    | R1 402,67                    | R1 465,79                    |
| The use of land or building thereon for State or Municipal purposes  | R611,21                      | R645,43                      | R680,29                      | R717,02                      | R745,70                     | R1 342,27                    | R1 402,67                    | R1 465,79                    |
| Prospecting rights   | R611,21                      | R645,43                      | R1 210,79                    | R1 276,17                    | R1 327,22                   | R2 388,99                    | R2 496,49                    | R2 608,84                    |
| AMENDMENT SCHEME APPLICATION IN TERMS OF THE SPATIAL PLANNING AND LAND USE MANAGEMENT BY-LAW READ WITH THE LAND USE SCHEME.  |                              |                              |                              |                              |                             |                              |                              |                              |
| Amendment Scheme Applications  | R3 392,48                    | R3 582,46                    | R3 775,91                    | R3 979,81                    | R4 139,00                   | R7 450,20                    | R7 785,46                    | R8 135,80                    |
| Proclamation   | R1 233,63                    | R1 302,71                    | R1 373,06                    | R1 447,20                    | R1 505,09                   | R2 709,16                    | R2 831,08                    | R2 958,47                    |
| Floor Area Ratio Increase  | R3 392,48                    | R3 582,46                    | R3 775,91                    | R3 979,81                    | R4 139,00                   | R7 450,20                    | R7 785,46                    | R8 135,80                    |
| Amendment Scheme Objection   | R1 233,63                    | R1 302,71                    | R1 373,06                    | R1 447,20                    | R1 505,09                   | R2 709,16                    | R2 831,08                    | R2 958,47                    |
| Notice of appeal   | R3 183,00                    | R3 361,25                    | R3 542,76                    | R3 734,06                    | R3 883,43                   | R6 990,17                    | R7 304,73                    | R7 633,44                    |
| Notice to oppose appeal  | R1 061,00                    | R1 120,42                    | R1 180,92                    | R1 244,69                    | R1 294,48                   | R2 330,06                    | R2 434,91                    | R2 544,48                    |
| Intervener Status Section 45 (2)/ (3) and/or (4) of the Spatial Planning and Land Use Management Act 2013  |                              | R1 000,00                    | R1 054,00                    | R1 110,92                    | R1 155,35                   | R2 079,63                    | R2 173,22                    | R2 271,01                    |
| Contribution of rezoning application for all properties along Thabo Mbeki Drive and Beyers Naude Drive and Properties that gain access from Thabo Mbeki drive and Beyers Naude Drive.                |                              |                              |                              |                              | R13 800,00                  | R24 840,00                   | R25 957,80                   | R27 125,90                   |
| Contribution of rezoning application within the blocked formd by Kock Street,Boven Street, Kloppe Street, Bethlehem Street and Nelson Mandela Drive.   |                              |                              |                              |                              | R3 900,00                   | R7 020,00                    | R7 335,90                    | R7 666,02                    |
| REMOVAL OF RESTRICTIONS APPLICATION IN TERMS OF THE SPATIAL PLANNING AND LAND USE MANAGEMENT BY-LAW READ WITH THE LAND USE SCHEME.   |                              |                              |                              |                              |                             |                              |                              |                              |
| Removal of restrictive conditions  | R280,37                      | R296,07                      | R680,29                      | R1 047,65                    | R1 089,55                   | R1 961,19                    | R2 049,45                    | R2 141,67                    |
| TOWNSHIP ESTABLISHMENT APPLICATION IN TERMS OF THE SPATIAL PLANNING AND LAND USE MANAGEMENT BY-LAW READ WITH THE LAND USE SCHEME.  |                              |                              |                              |                              |                             |                              |                              |                              |
| Reservation of a township name   |                              |                              |                              |                              |                             | R660,00                      | R957,00                      | R1 722,60                    |
| Township Establishment (1-100 erven)   | R7 463,45                    | R7 881,40                    | R8 307,00                    | R8 755,58                    | R9 105,80                   | R16 390,44                   | R17 128,01                   | R17 898,77                   |
| Township with more than 100 stands   | R2 467,26                    | R2 605,42                    | R2 746,12                    | R2 894,41                    | R3 010,18                   | R5 418,33                    | R5 662,15                    | R5 916,95                    |
| Proclamation notice  | R1 500/page                  | R1 500/page                  | R1 500/page                  | R1 582,50                    | R1 645,80                   | R2 962,44                    | R3 095,75                    | R3 235,06                    |
| Extension of boundaries  | R7 463,45                    | R7 881,40                    | R8 307,00                    | R8 755,58                    | R9 105,80                   | R16 390,44                   | R17 128,01                   | R17 898,77                   |
| Township Establishment Objection   | R2 467,26                    | R2 605,42                    | R2 746,12                    | R2 894,41                    | R3 010,18                   | R7 525,45                    | R7 864,10                    | R8 217,98                    |
| Extension of time  |                              |                              |                              |                              |                             | R1 505,09                    | R1 572,82                    | R1 643,60                    |
| DIVISION OF A TOWNSHIP APPLICATION IN TERMS OF THE SPATIAL PLANNING AND LAND USE MANAGEMENT BY-LAW READ WITH THE LAND USE SCHEME.  |                              |                              |                              |                              |                             |                              |                              |                              |
| Division of a Township   | R 1 850,44                   | R 1 954,07                   | R 2 059,59                   | R2 170,80                    | R2 257,64                   | R4 063,75                    | R4 246,61                    | R4 437,71                    |
| DIVISION OF LAND APPLICATION IN TERMS OF THE SPATIAL PLANNING AND LAND USE MANAGEMENT BY-LAW READ WITH THE LAND USE SCHEME.  |                              |                              |                              |                              |                             |                              |                              |                              |
| Division of Agriculture Land   | R 550-00                     | R 580-80                     | R612,16                      | R645,22                      | R671,03                     | R1 207,85                    | R1 262,21                    | R1 319,00                    |
| AMENDMENT OF AN APPROVED TOWNSHIP: APPLICATION IN TERMS OF THE SPATIAL PLANNING AND LAND USE MANAGEMENT BY-LAW READ WITH THE LAND USE SCHEME.  |                              |                              |                              |                              |                             |                              |                              |                              |
| Amendment of the layout plan   | R 1 850,44                   | R 1 954,07                   | R 2 059,59                   | R2 170,80                    | R2 257,64                   | R4 063,75                    | R4 246,61                    | R4 437,71                    |
| Amendment of an approved township  |                              |                              |                              |                              |                             | R4 063,75                    | R4 246,62                    | R4 437,72                    |
| CONSOLIDATION/SUBDIVISION : APPLICATION IN TERMS OF THE SPATIAL PLANNING AND LAND USE MANAGEMENT BY-LAW READ WITH LAND USE SCHEME.   |                              |                              |                              |                              |                             |                              |                              |                              |
| Subdivision  | R 616,81                     | R 651,36                     | R 686,53                     | R723,60                      | R752,55                     | R1 354,58                    | R1 415,54                    | R1 479,24                    |
| Subdivision with more than 5(five) stands/stand  | R 72,90                      | R 76,98                      | R 81,14                      | R85,52                       | R88,94                      | R160,09                      | R167,29                      | R174,82                      |
| Subdivision of Agricultural Land (Section 6) of the Town Planning and Townships Ordinance 20 of 1986.  | R 616,81                     | R 651,36                     | R 686,53                     | R723,60                      | R752,55                     | R1 354,58                    | R1 415,54                    | R1 479,24                    |
| Consolidation  | R 475,51                     | R 502,14                     | R 529,25                     | R557,83                      | R580,14                     | R1 044,26                    | R1 091,25                    | R1 140,36                    |
| OTHER APPLICATIONS   |                              |                              |                              |                              |                             |                              |                              |                              |
| Zoning Information   | R 40,37                      | R 42,63                      | R 44,94                      | R47,36                       | R49,26                      | R88,66                       | R92,65                       | R96,82                       |
| Trade License  | R 271,40                     | R 286,60                     | R 302,07                     | R318,38                      | R331,12                     | R596,02                      | R622,84                      | R650,86                      |
| COPIES & PRINTING  |                              |                              |                              |                              |                             |                              |                              |                              |
| A3   | R 12,34                      | R 13,03                      | R 13,73                      | R14,47                       | R15,05                      | R15,71                       | R16,42                       | R17,16                       |
| A4   | R 3,25                       | R 3,43                       | R 3,62                       | R3,82                        | R3,97                       | R4,14                        | R4,33                        | R4,52                        |

| PROPERTY RATES PROPOSED TARIFFS 2023/24  |                    |                        |                         |                         |            |
|--|--------------------|------------------------|-------------------------|-------------------------|------------|
| TARIFF DESCRIPTION   | OLD TARIFF 2021/22 | CURRENT TARIFF 2022/23 | PROPOSED TARIFF 2023/24 | PROPOSED TARIFF 2024/25 | % INCREASE |
| REBATES  |                    |                        |                         |                         |            |
| RESIDENTIAL PROPERTIES   | 100 000            | 100 000                | 100 000                 | 100 000                 | -          |
| PRIVATELY OWNED TOWNS  | 25%                | 25%                    | 25%                     | 25%                     | -          |
| PENSIONER'S AND DISABLED PERSONS   | 25%                | 25%                    | 25%                     | 25%                     | -          |
| PROPERTIES USED FOR RELIGIOUS PURPOSES   | 100%               | 100%                   | 100%                    | 100%                    | -          |
| MUNICIPAL PROPERTIES   | 100%               | 100%                   | 100%                    | 100%                    | -          |
| PUBLIC OPEN SPACES   | 100%               | 100%                   | 100%                    | 100%                    | -          |
| RESIDENTIAL  | 0,0050             | 0,0053                 | 0,00566                 | 0,0060                  | 6,4        |
| BUSINESS/COMMERCIAL  | 0,0150             | 0,0160                 | 0,0170                  | 0,0181                  | 6,4        |
| INDUSTRIAL   | 0,0150             | 0,0160                 | 0,0170                  | 0,0181                  | 6,4        |
| PROPERTIES USED FOR RELIGIOUS PURPOSES   | -                  | 0,0160                 | 0,0170                  | 0,0181                  | 6,4        |
| MUNICIPAL PROPERTIES   | -                  | 0,0053                 | 0,0056                  | 0,0060                  | 6,4        |
| PUBLIC OPEN SPACE  | -                  | 0,0053                 | 0,0056                  | 0,0060                  | 6,4        |
| PUBLIC SERVICE INFRASTRUCTURE  | 0,0013             | 0,0014                 | 0,0015                  | 0,0016                  | 6,4        |
| PUBLIC SERVICE PURPOSE PROPERTIES  | 0,0013             | 0,0014                 | 0,0015                  | 0,0016                  | 6,4        |
| EDUCATIONAL  | 0,0013             | 0,0014                 | 0,0015                  | 0,0016                  | 6,4        |
| AGRICULTURAL PROPERTIES  | 0,0013             | 0,0014                 | 0,0015                  | 0,0016                  | 6,4        |
| PROPERTIES OWNED BY A PUBLIC BENEFIT ORGANIZATION AND USED FOR SPECIFIED PUBLIC BENEFIT ACTIVITIES | 0,0013             | 0,0014                 | 0,0015                  | 0,0016                  | 6,4        |
| PRIVATE OWED TOWN  | 0,0050             | 0,0053                 | 0,00566                 | 0,0060                  | 6,4        |
| MINING PROPERTIES  | 0,0150             | 0,0160                 | 0,0170                  | 0,0181                  | 6,4        |
| PRIVATE OPEN SPACES  | 0,0013             | 0,0014                 | 0,0015                  | 0,0016                  | 6,4        |
| PRIVATE ROAD   | 0,0013             | 0,0014                 | 0,0015                  | 0,0016                  | 6,4        |
| VACANT LAND  | 0,0090             | 0,0096                 | 0,0102                  | 0,0108                  | 6,4        |
| EXCLUSIVE USE AREAS  | 0,0050             | 0,0053                 | 0,0057                  | 0,0060                  | 6,4        |
| GUEST HOUSES PROPERTY  | 0,0150             | 0,0160                 | 0,0170                  | 0,0181                  | 6,4        |

ANNEXURE C

NW 373 RUSTENBURG LOCAL MUNICIPALITY TARIFF BOOK 2023 -2026 MTREF



RUSTENBURG LOCAL MUNICIPALITY DIRECTORATE : PUBLIC SAFETY | P O Box 16, Rustenburg, 0300, North West Province, South Africa | Tel: (014) 590 3340 Fax: (086) 660 0097 Email : aoor@rustenburg.gov.za

ESCORT TARIFFS – FUNERAL – FINANCIAL YEAR 2023/2024  
EFFECTIVE FROM 01 JULY 2023

| ZONES            | CEMETRY      | 2023/2024 | 2024/2025 | 2025/2026 |
|------------------|--------------|-----------|-----------|-----------|
| BLESKOP          | RIETVLEI     | R 419     | R 439     | R 459     |
| BOITEKONG        | RIETVLEI     | R 376     | R 394     | R 412     |
| BOITEKONG X 13   | RIETVLEI     | R 347     | R 363     | R 380     |
| CASHAN           | RIETVLEI     | R 347     | R 363     | R 380     |
| CHANENG          | RIETVLEI     | R 320     | R 335     | R 350     |
| DONKERHOEK       | RIETVLEI     | R 204     | R 213     | R 223     |
| EAST END         | RIETVLEI     | R 245     | R 256     | R 268     |
| FREEDOM PARK     | RIETVLEI     | R 376     | R 394     | R 412     |
| GEELHOUTPARK     | RIETVLEI     | R 202     | R 212     | R 221     |
| JHB ROAD         | RIETVLEI     | R 347     | R 363     | R 380     |
| KANANA           | RIETVLEI     | R 419     | R 439     | R 459     |
| KARLIENPARK      | RIETVLEI     | R 245     | R 256     | R 268     |
| KROONDAL         | RIETVLEI     | R 342     | R 358     | R 374     |
| LEFARAGATLHE     | RIETVLEI     | R 202     | R 212     | R 221     |
| LETHABONG        | RIETVLEI     | R 564     | R 590     | R 617     |
| LUKA             | RIETVLEI     | R 303     | R 317     | R 331     |
| MERITING         | RIETVLEI     | R 376     | R 394     | R 412     |
| PAARDEKRAAL X1   | RIETVLEI     | R 376     | R 394     | R 412     |
| PAARDEKRAAL X2   | RIETVLEI     | R 376     | R 394     | R 412     |
| PHOKENG          | RIETVLEI     | R 319     | R 333     | R 349     |
| PROTEA PARK      | RIETVLEI     | R 275     | R 287     | R 300     |
| PTA ROAD         | RIETVLEI     | R 347     | R 363     | R 380     |
| RAMOCHANA        | RIETVLEI     | R 319     | R 333     | R 349     |
| RUSTENBURG CBD   | RIETVLEI     | R 202     | R 212     | R 221     |
| RUSTENBURG NORTH | RIETVLEI     | R 245     | R 256     | R 268     |
| SERALENG         | RIETVLEI     | R 419     | R 439     | R 459     |
| SONDELA          | RIETVLEI     | R 347     | R 363     | R 380     |
| SUNRISE          | RIETVLEI     | R 347     | R 363     | R 380     |
| TLHABANE         | RIETVLEI     | R 202     | R 212     | R 221     |
| TLHABANE WEST    | RIETVLEI     | R 202     | R 212     | R 221     |
| ZINNIIVILLE      | RIETVLEI     | R 245     | R 256     | R 268     |
| BOITEKONG        | ZINNIIVILLE  | R 275     | R 287     | R 300     |
| BOITEKONG X 13   | ZINNIIVILLE  | R 275     | R 287     | R 300     |
| CASHAN           | ZINNIIVILLE  | R 275     | R 287     | R 300     |
| EAST END         | ZINNIIVILLE  | R 232     | R 242     | R 254     |
| FREEDOM PARK     | ZINNIIVILLE  | R 275     | R 287     | R 300     |
| GEELHOUTPARK     | ZINNIIVILLE  | R 232     | R 242     | R 254     |
| KANANA           | ZINNIIVILLE  | R 275     | R 287     | R 300     |
| KARLIENPARK      | ZINNIIVILLE  | R 202     | R 212     | R 221     |
| LETHABONG        | ZINNIIVILLE  | R 492     | R 514     | R 538     |
| MERITING         | ZINNIIVILLE  | R 275     | R 287     | R 300     |
| PAARDEKRAAL X1   | ZINNIIVILLE  | R 275     | R 287     | R 300     |
| PAARDEKRAAL X2   | ZINNIIVILLE  | R 275     | R 287     | R 300     |
| PHOKENG          | ZINNIIVILLE  | R 347     | R 363     | R 380     |
| PROTEA PARK      | ZINNIIVILLE  | R 232     | R 242     | R 254     |
| RAMOCHANA        | ZINNIIVILLE  | R 202     | R 212     | R 221     |
| RUSTENBURG CBD   | ZINNIIVILLE  | R 202     | R 212     | R 221     |
| RUSTENBURG NORTH | ZINNIIVILLE  | R 232     | R 242     | R 254     |
| SERALENG         | ZINNIIVILLE  | R 232     | R 242     | R 254     |
| SONDELA          | ZINNIIVILLE  | R 232     | R 242     | R 254     |
| SUNRISE          | ZINNIIVILLE  | R 202     | R 212     | R 221     |
| TLHABANE         | ZINNIIVILLE  | R 232     | R 242     | R 254     |
| TLHABANE WEST    | ZINNIIVILLE  | R 245     | R 256     | R 268     |
| ZINNIIVILLE      | ZINNIIVILLE  | R 202     | R 212     | R 221     |
| BOITEKONG        | KARLIEN PARK | R 275     | R 287     | R 300     |
| BOITEKONG X 13   | KARLIEN PARK | R 275     | R 287     | R 300     |
| CASHAN           | KARLIEN PARK | R 275     | R 287     | R 300     |
| EAST END         | KARLIEN PARK | R 232     | R 242     | R 254     |
| FREEDOM PARK     | KARLIEN PARK | R 275     | R 287     | R 300     |
| GEELHOUTPARK     | KARLIEN PARK | R 232     | R 242     | R 254     |
| KANANA           | KARLIEN PARK | R 275     | R 287     | R 300     |
| KARLIENPARK      | KARLIEN PARK | R 202     | R 212     | R 221     |
| LETHABONG        | KARLIEN PARK | R 492     | R 514     | R 538     |
| MERITING         | KARLIEN PARK | R 275     | R 287     | R 300     |
| PAARDEKRAAL X1   | KARLIEN PARK | R 275     | R 287     | R 300     |
| PAARDEKRAAL X2   | KARLIEN PARK | R 275     | R 287     | R 300     |
| PHOKENG          | KARLIEN PARK | R 347     | R 363     | R 380     |
| PROTEA PARK      | KARLIEN PARK | R 232     | R 242     | R 254     |
| RAMOCHANA        | KARLIEN PARK | R 202     | R 212     | R 221     |
| RUSTENBURG CBD   | KARLIEN PARK | R 202     | R 212     | R 221     |
| RUSTENBURG NORTH | KARLIEN PARK | R 232     | R 242     | R 254     |
| SERALENG         | KARLIEN PARK | R 232     | R 242     | R 254     |
| SONDELA          | KARLIEN PARK | R 232     | R 242     | R 254     |
| SUNRISE          | KARLIEN PARK | R 202     | R 212     | R 221     |
| TLHABANE         | KARLIEN PARK | R 232     | R 242     | R 254     |
| TLHABANE WEST    | KARLIEN PARK | R 232     | R 242     | R 254     |
| ZINNIIVILLE      | KARLIEN PARK | R 202     | R 212     | R 221     |
| BOITEKONG        | TLHABANE     | R 245     | R 256     | R 268     |
| BOITEKONG X 13   | TLHABANE     | R 245     | R 256     | R 268     |
| CASHAN           | TLHABANE     | R 202     | R 212     | R 221     |
| EAST END         | TLHABANE     | R 202     | R 212     | R 221     |
| FREEDOM PARK     | TLHABANE     | R 245     | R 256     | R 268     |
| GEELHOUTPARK     | TLHABANE     | R 232     | R 242     | R 254     |
| KANANA           | TLHABANE     | R 347     | R 363     | R 380     |
| KARLIENPARK      | TLHABANE     | R 202     | R 212     | R 221     |
| LETHABONG        | TLHABANE     | R 492     | R 514     | R 538     |
| MERITING         | TLHABANE     | R 245     | R 256     | R 268     |
| PAARDEKRAAL X1   | TLHABANE     | R 245     | R 256     | R 268     |
| PAARDEKRAAL X2   | TLHABANE     | R 245     | R 256     | R 268     |
| PHOKENG          | TLHABANE     | R 319     | R 333     | R 349     |
| PROTEA PARK      | TLHABANE     | R 202     | R 212     | R 221     |
| RAMOCHANA        | TLHABANE     | R 202     | R 212     | R 221     |
| RUSTENBURG CBD   | TLHABANE     | R 202     | R 212     | R 221     |
| RUSTENBURG NORTH | TLHABANE     | R 202     | R 212     | R 221     |
| SERALENG         | TLHABANE     | R 245     | R 256     | R 268     |
| SONDELA          | TLHABANE     | R 245     | R 256     | R 268     |
| SUNRISE          | TLHABANE     | R 202     | R 212     | R 221     |
| TLHABANE         | TLHABANE     | R 202     | R 212     | R 221     |
| TLHABANE WEST    | TLHABANE     | R 202     | R 212     | R 221     |
| ZINNIIVILLE      | TLHABANE     | R 202     | R 212     | R 221     |
| BOITEKONG        | DONKERHOEK   | R 376     | R 394     | R 412     |
| BOITEKONG X 13   | DONKERHOEK   | R 347     | R 363     | R 380     |
| CASHAN           | DONKERHOEK   | R 347     | R 363     | R 380     |
| EAST END         | DONKERHOEK   | R 245     | R 256     | R 268     |
| FREEDOM PARK     | DONKERHOEK   | R 376     | R 394     | R 412     |
| GEELHOUTPARK     | DONKERHOEK   | R 202     | R 212     | R 221     |
| JHB ROAD         | DONKERHOEK   | R 347     | R 363     | R 380     |
| KANANA           | DONKERHOEK   | R 419     | R 439     | R 459     |
| KARLIENPARK      | DONKERHOEK   | R 245     | R 256     | R 268     |
| LETHABONG        | DONKERHOEK   | R 564     | R 590     | R 617     |
| MERITING         | DONKERHOEK   | R 376     | R 394     | R 412     |
| PAARDEKRAAL X1   | DONKERHOEK   | R 376     | R 394     | R 412     |
| PAARDEKRAAL X2   | DONKERHOEK   | R 376     | R 394     | R 412     |
| PHOKENG          | DONKERHOEK   | R 319     | R 333     | R 349     |
| PROTEA PARK      | DONKERHOEK   | R 275     | R 287     | R 300     |
| PTA ROAD         | DONKERHOEK   | R 347     | R 363     | R 380     |
| RAMOCHANA        | DONKERHOEK   | R 319     | R 333     | R 349     |
| RUSTENBURG CBD   | DONKERHOEK   | R 202     | R 212     | R 221     |
| RUSTENBURG NORTH | DONKERHOEK   | R 245     | R 256     | R 268     |
| SERALENG         | DONKERHOEK   | R 419     | R 439     | R 459     |
| SONDELA          | DONKERHOEK   | R 347     | R 363     | R 380     |
| SUNRISE          | DONKERHOEK   | R 347     | R 363     | R 380     |
| TLHABANE         | DONKERHOEK   | R 202     | R 212     | R 221     |
| TLHABANE WEST    | DONKERHOEK   | R 202     | R 212     | R 221     |
| ZINNIIVILLE      | DONKERHOEK   | R 245     | R 256     | R 268     |
| BOITEKONG        | BOITEKONG    | R 202     | R 212     | R 221     |
| BOITEKONG        | KANANA       | R 229     | R 240     | R 251     |
| CHANENG          | KANANA       | R 202     | R 212     | R 221     |
| KANANA           | KANANA       | R 202     | R 212     | R 221     |
| LETHABONG        | LETHABONG    | R 202     | R 212     | R 221     |
| MERITING         | KANANA       | R 232     | R 242     | R 254     |
| PAARDEKRAAL      | KANANA       | R 202     | R 212     | R 221     |
| PHOKENG          | PHOKENG      | R 202     | R 212     | R 221     |
| RUSTENBURG       | TLASENG      | R 492     | R 514     | R 538     |

|                |               |       |       |       |
|----------------|---------------|-------|-------|-------|
| RUSTENBURG     | LETHABONG     | R 564 | R 590 | R 617 |
| RUSTENBURG     | MOSENTHAL     | R 492 | R 514 | R 538 |
| RUSTENBURG     | RANKELENYANE  | R 419 | R 439 | R 459 |
| RUSTENBURG     | RIETSPRUIT    | R 492 | R 514 | R 538 |
| RUSTENBURG     | MAILE         | R 492 | R 514 | R 538 |
| RUSTENBURG     | PHOKENG       | R 347 | R 363 | R 380 |
| RUSTENBURG     | CHANENG       | R 419 | R 439 | R 459 |
| RUSTENBURG     | MARIKANA      | R 492 | R 514 | R 538 |
| RUSTENBURG     | N4            | R 202 | R 212 | R 221 |
| RUSTENBURG     | PHATSIMA      | R 492 | R 514 | R 538 |
| RUSTENBURG     | LUKA          | R 419 | R 439 | R 459 |
| RUSTENBURG     | MAMEROTSE     | R 564 | R 590 | R 617 |
| RUSTENBURG     | TATANANA      | R 559 | R 585 | R 612 |
| RUSTENBURG     | BLESKOP       | R 478 | R 500 | R 523 |
| RUSTENBURG     | MERITING      | R 341 | R 356 | R 373 |
| RUSTENBURG     | WONDERKOP     | R 478 | R 500 | R 523 |
| RUSTENBURG     | MFIDIKOE      | R 478 | R 500 | R 523 |
| RUSTENBURG     | LEFARAGATLHE  | R 201 | R 210 | R 220 |
| RUSTENBURG     | MODDERFONTEIN | R 398 | R 416 | R 436 |
| RUSTENBURG     | PHOKENG       | R 349 | R 365 | R 382 |
| RUSTENBURG CBD | KANANA        | R 419 | R 439 | R 459 |
| TLHABANE       | PHOKENG       | R 347 | R 363 | R 380 |
| TLHABANE       | KANANA        | R 376 | R 394 | R 412 |

ESCORT TARIFFS – FUNERAL – FINANCIAL YEAR 2023/2024  
EFFECTIVE FROM 01 JULY 2023

| TARIFF DESCRIPTION                                     | 2023/2024 | 2024/2025 | 2025/2026 |
|--|-----------|-----------|-----------|
| ESCORT ORDINARY PER VEHICLE PLUS R4.50 PER KM          | R 190     | R 199     | R 208     |
| HEAVY VEHICLE ESCORTS PER 2 VEHICLES PLUS R4.50 PER KM | R 1 914   | R 2 002   | R 2 094   |
| LABOUR COST PER TRAFFIC OFFICER PER HOUR               | R 0       |           |           |
| WEEK DAYS  | R 237     | R 247     | R 259     |
| SATURDAY   | R 237     | R 247     | R 259     |
| SUNDAY / PUBLIC HOLIDAY                                | R 286     | R 299     | R 313     |
| FUNERALS AND SOME SPORTING EVENTS PER VEHICLE          | R 190     | R 199     | R 208     |
| TOWING FEES  | R 0       |           |           |
| LIGHT MOTOR VEHICLE (UP TO 3500 KG)                    | R 1 275   | R 1 334   | R 1 395   |
| HEAVY MOTOR VEHICLE (3501 KG AND UP)                   | R 1 914   | R 2 002   | R 2 094   |
| LIGHT MOTOR VEHICLE PER KM (THE FIRST 25KM)            | R 34      | R 36      | R 38      |
| HEAVY MOTOR VEHICLE (ADDITIONAL COST PER KM)           | R 38      | R 40      | R 42      |
| POUND FEES   | R 0       | R 0       | R 0       |
| STORAGE (MOTOR VEHICLE) PER DAY                        | R 557     | R 582     | R 609     |
| STORAGE (GOODS) ONCE OFF ON RELEASE                    | R 3 507   | R 3 669   | R 3 838   |

MARATHONS / FUN RUN / FUN WALK / ESCORTS / MARCHES  
AND MOTORCADE TARIFFS FOR FINANCIAL YEAR 2023/2024  
EFFECTIVE FROM 01 JULY 2023

|                      |                                 | 2023/2024 | 2024/2025 | 2025/2026 |
|----------------------|---------------------------------|-----------|-----------|-----------|
| 00 – 5 KM            | ALL AREA                        | R 684     | R 716     | R 748     |
| 05 – 10 KM           | APPLICABLE TO ALL AREA          | R 1 367   | R 1 430   | R 1 496   |
| 10 – 15 KM           | APPLICABLE TO ALL AREA          | R 2 044   | R 2 138   | R 2 236   |
| 15 – 20 KM FUN RUN   | APPLICABLE TO ALL AREA          | R 2 840   | R 2 971   | R 3 108   |
| 20 – 30 KM FUN RUN   | APPLICABLE TO ALL AREA          | R 3 788   | R 3 962   | R 4 145   |
| 30 – 40 KM FUN RUN   | APPLICABLE TO ALL AREA          | R 5 683   | R 5 945   | R 6 218   |
| 40 – 50 KM FUN RUN   | APPLICABLE TO ALL AREA          | R 9 473   | R 9 909   | R 10 364  |
| BARSEBA              | BARSEBA                         | R 201     | R 210     | R 220     |
| BETHANI              | BETHANI                         | R 201     | R 210     | R 220     |
| BOITEKONG            | BOITEKONG                       | R 201     | R 210     | R 220     |
| CBD                  | MPHENI HOUSE                    | R 429     | R 449     | R 469     |
| CBD                  | DEPT OF LABOUR                  | R 429     | R 449     | R 469     |
| CBD                  | RUSTENBURGS SAPS                | R 429     | R 449     | R 469     |
| CBD                  | JOB SHIMANKANE TABANE HOSPITAL  | R 503     | R 526     | R 550     |
| CBD                  | DEP. OF EDUCATION               | R 215     | R 224     | R 235     |
| CBD                  | SARS                            | R 245     | R 256     | R 268     |
| CHANENG              | CHANENG                         | R 201     | R 210     | R 220     |
| FREEDOM PARK         | WILDEBEES STADIUM               | R 215     | R 224     | R 235     |
| IKAGENG              | IKAGENG                         | R 201     | R 210     | R 220     |
| KANANA               | KANANA                          | R 201     | R 210     | R 220     |
| LESUNG               | LESUNG                          | R 201     | R 210     | R 220     |
| LETHABONG            | LETHABONG                       | R 201     | R 210     | R 220     |
| LETHABONG            | LETHABONG SAPS                  | R 201     | R 210     | R 220     |
| LETHABONG            | LETHABONG MUNICIPAL OFFICES     | R 201     | R 210     | R 220     |
| LETHABONG            | LETHABONG CLINIC                | R 201     | R 210     | R 220     |
| LUKA                 | LUKA                            | R 201     | R 210     | R 220     |
| LUKA                 | IMPALA PLATINUM MINES           | R 245     | R 256     | R 268     |
| MABITSE              | MABITSE                         | R 201     | R 210     | R 220     |
| MAFIKA               | MAFIKA                          | R 201     | R 210     | R 220     |
| MAILE                | MAILE                           | R 201     | R 210     | R 220     |
| MARIKANA             | WONDERKOP                       | R 287     | R 300     | R 314     |
| MARIKANA             | MADITLHOKWA                     | R 359     | R 376     | R 393     |
| MERITING             | MERITING                        | R 201     | R 210     | R 220     |
| MFIDIKWE             | MFIDIKWE                        | R 201     | R 210     | R 220     |
| MFIDIKWE             | TSHUKUDU HIGH SCHOOL            | R 287     | R 300     | R 314     |
| MODIKWE              | MODIKWE                         | R 201     | R 210     | R 220     |
| MOGAJANE             | MOGAJANE                        | R 201     | R 210     | R 220     |
| MONAKATO             | MONAKATO SAPS                   | R 201     | R 210     | R 220     |
| MONAKATO             | MUNICIPAL OFFICES               | R 201     | R 210     | R 220     |
| MONAKATO             | MONAKATO CLINIC                 | R 201     | R 210     | R 220     |
| MOSENTHAL            | MOSENTHAL                       | R 201     | R 210     | R 220     |
| PAARDEKRAAL          | PAARDEKRAAL                     | R 201     | R 210     | R 220     |
| PHATSIMA             | PHATSIMA                        | R 201     | R 210     | R 220     |
| PHOKENG              | PHOKENG                         | R 201     | R 210     | R 220     |
| PHOKENG STADIUM      | BAFOKENG CIVIC CENTRE           | R 201     | R 210     | R 220     |
| PHOKENG STADIUM      | LEGATO                          | R 201     | R 210     | R 220     |
| PHOKENG STADIUM      | PHOKENG SAPS                    | R 201     | R 210     | R 220     |
| PHOKENG STADIUM      | LEBONE CONVENTIONAL HIGH SCHOOL | R 201     | R 210     | R 220     |
| PHOTSANENG           | PHOTSANENG                      | R 201     | R 210     | R 220     |
| PHOTSANENG           | TSHUKUDU HIGH SCHOOL            | R 287     | R 300     | R 314     |
| RANKELENYANE         | RANKELENYANE                    | R 201     | R 210     | R 220     |
| RUSTENBURG TAXI RANK | MPHENI HOUSE                    | R 429     | R 449     | R 469     |
| RUSTENBURG TAXI RANK | DEPT OF LABOUR                  | R 429     | R 449     | R 469     |
| RUSTENBURG TAXI RANK | RUSTENBURG SAPS                 | R 429     | R 449     | R 469     |
| RUSTENBURG TAXI RANK | JOB SHIMANKANE TABANE HOSPITAL  | R 503     | R 526     | R 550     |

|                      |                      |       |       |       |
|----------------------|----------------------|-------|-------|-------|
| RUSTENBURG TAXI RANK | DEPT. OF EDUCATION   | R 215 | R 224 | R 235 |
| RUSTENBURG TAXI RANK | SARS                 | R 245 | R 256 | R 268 |
| SERUTUBE             | SERUTUBE             | R 201 | R 210 | R 220 |
| SUN RISE             | SUN RISE             | R 201 | R 210 | R 220 |
| THEKWANE             | THEKWANE             | R 201 | R 210 | R 220 |
| THEKWANE             | TSHUKUDU HIGH SCHOOL | R 287 | R 300 | R 314 |
| TLAPA                | TLAPA                | R 201 | R 210 | R 220 |
| TLASENG              | TLASENG              | R 201 | R 210 | R 220 |
| TSITSING             | TSITSING             | R 201 | R 210 | R 220 |

ANNEXURE C

NW 373 RUSTENBURG LOCAL MUNICIPALITY TARIFF BOOK 2023 -2026 MTREF



EMERGENCY AND DISASTER MANAGEMENT

B. RENTAL PAYABLE FOR MAKING SERVICE EQUIPMENT AVAILABLE

| Utilisation of vehicles                     |               | Utilisation cost per vehicle per hour or part hereof | 2016/2017 (New Tariff) | 2017/2018 | 2018/2019 | 2019/2020 | 2020/2021 | 2023/2024 | 2024/2025 | 2025/2026 |
|---|---------------|--|------------------------|-----------|-----------|-----------|-----------|-----------|-----------|-----------|
| Type of vehicle                             | Call out cost |  | Total                  | 6,0%      | 10,0%     | 10,0%     | 4,6%      | 4,7%      | 4,6%      | 4,6%      |
| Rescue Pumper                               | R 250,00      | 500  | R 750,00               | R 795     | R 875     | R 962     | R 1 058   | R 1 108   | R 1 159   | R 1 212   |
| Aerial Apparatus                            | R 450,00      | 900  | R 1 350,00             | R 1 431   | R 1 574   | R 1 732   | R 1 905   | R 1 994   | R 2 086   | R 2 182   |
| Specialist Vehicle (Hazmat vehicle)         | R 450,00      | 950  | R 1 400,00             | R 1 484   | R 1 632   | R 1 796   | R 1 975   | R 2 068   | R 2 163   | R 2 263   |
| Water Tanker                                | R 300,00      | 650  | R 950,00               | R 1 007   | R 1 108   | R 1 218   | R 1 340   | R 1 403   | R 1 468   | R 1 535   |
| Grass Unit                                  | R 150,00      | 250  | R 400,00               | R 424     | R 466     | R 513     | R 564     | R 591     | R 618     | R 646     |
| Incident Command vehicle / response vehicle | R 495,00      | 800  | R 1 295,00             | R 1 373   | R 1 510   | R 1 661   | R 1 827   | R 1 913   | R 2 001   | R 2 093   |
| Diving Unit                                 | R 450,00      | 950  | R 1 400,00             | R 1 484   | R 1 632   | R 1 796   | R 1 975   | R 2 068   | R 2 163   | R 2 263   |
| Utilisation of Specialised Equipment        | R 250,00      | 650  | R 900,00               | R 954     | R 1 049   | R 1 154   | R 1 270   | R 1 329   | R 1 391   | R 1 455   |
| Kilometres (Km) Travelled                   |               | R2. 00/Km  | R 2,00                 | R 2       | R 2       | R 3       | R 3       | R 3       | R 3       | R 3       |
| USE OF PERSONNEL                            |               |  |                        |           |           |           |           |           |           |           |
| Personnel                                   |               | R70.00/h per Member                                  | R 70,00                | R 74      | R 82      | R 90      | R 99      | R 103     | R 108     | R 113     |
| USE OF WATER                                |               |  |                        |           |           |           |           |           |           |           |
| Water used                                  |               | R7.50/KL + Vat                                       | R 7,50                 | R 8       | R 9       | R 10      | R 11      | R 11      | R 12      | R 12      |

|   | 2016/2017 (NEW) | 2017/2018 | 2018/2019 | 2019/2020 | 2018/2019 | 2019/2020 | 2020/2021 | 2023/2024 | 2024/2025 | 2025/2026 |
|---|-----------------|-----------|-----------|-----------|-----------|-----------|-----------|-----------|-----------|-----------|
|   | Total           | 6,0%      | 5,9%      | 5,9%      | 10,0%     | 10,0%     | 10,0%     | 4,7%      | 4,6%      | 4,6%      |
| A maximum restriction of R6 000.00 (VAT included) is placed per private household for fire and rescue services. | R 6 000,00      | R 6 360   | R 6 735   | R 7 133   | 7 846     | 8 630     | 9 494     | 9 940     | 10 934    | 11 437    |

**Exclusions**  
Fees are also applicable to all Council, Provincial and National Departments except the Office of the Mayor, Office of the Premier and office of the President.  
The fees do not apply to grass, veld and rubbish fires on vacant Erf / Erven within the Rustenburg Local Municipality area.  
Persons registered on the Council's Indigents Register will be exempted from paying costs for fire and rescue services.  
Members of registered Fire Protection Associations established in terms of the National Veld and Forest Act, 1998 (Act 101 of 1998) will be exempted from paying any fees for fire services.  
Informal residences i.e. a residence that does not receive any municipal services i.r.o electricity, water, waste removal and waterborne sewerage will be exempted from paying fees for fire services with regard to house fires.

Tariffs for making available fire and rescue equipment and rendering a standby service and events

- For all standby services at events a full tariff for all the vehicles on standby, will be issued for the total of hours on standby.
- All special services will receive full accounts
- The Municipality may withdraw such equipment at any time should the Municipality need it elsewhere.

Note:

- The time is calculated from arrival to departure
- Utilisation cost includes cost of personnel and equipment
- A single tariff per vehicle per hour is charged.

Utilisation of material

The tariff for material used is cost plus a surcharge of 15%. Provided that in respect of material for which the Municipality has determined a tariff, that tariff shall apply in accordance with Section 14 (urgent cases) Fire Brigade Services (Act 99 of 1977)

Renting out of equipment outside the jurisdiction area of the Municipality

The tariffs as set out in this Annexure plus a surcharge of 50%.

C. ADJUSTMENT IN FEES PAYABLE TO THE SERVICE AS CONTEMPLATED IN CLAUSES A AND B OF THIS ANNEXURE

The Service must ensure that all fees referred to in clauses A and B of this Annexure are adjusted to keep trend with inflation according to the Consumer Price Index (CPI).

GENERAL DIRECTIVES FOR THE PAYMENT OF THE ABOVE FEES

- All certificates of registration, certificates of fitness and/or spraying permits will be valid for twelve (12) calendar months. A written application for the renewal of the certificate or permit must reach the Service at least one calendar month prior to the expiry thereof.
  - When application is made for registration, the appropriate application form, correctly completed in full, must be accompanied by the prescribed fees.
  - All the appropriate application forms are available from the Service and must be completed in full and, where applicable, be duly signed.
  - If, for whatever reason, the Service rejects an application for any certificate of registration, certificate of fitness or any permit, the applicant must, within 14 days (excluding weekends and public holidays) of the date of rejection, take corrective steps to ensure that the document in question is issued at no additional cost, failing which the applicant must pay the prescribed fees again.
  - (a) The tariff for premises that are liable to registration in respect of paragraph 1(2) or (3), or a combination of them, will be a single fee of R700,00, irrespective of the combination of items:  
Provided that such combination applies to one premises and is under the same control.
  - (b) If there are different divisions and/or affiliates within a business and/or company situated on the same premises but each division and/or affiliate is managed separately, each division and/or affiliate is liable to registration separately.
    - All monies are payable in advance.
    - All fees are also applicable to Council.
  - All relevant application forms are available at the Emergency Services Department (Fire Brigade Services) and must be completed in full and where applicable, signed properly.
  - If certificates and/or spray/transport permits are refused, the applicant must take remedial steps within 14 days in order for the re-inspection to be free of charge and to ensure the issuing of the relevant registration certificate or permit. Failing this, the prescribed tariffs will again be payable in full.
- Restoration of lapsed certificate (each year certificate has not been renewed) R700, 00 (including VAT) plus current year registration fee

|  |                            |          |                            |                            |                            |                            |         | 2020/2021 | 2023/2024 | 2024/2025 | 2025/2026 |
|--|----------------------------|----------|----------------------------|----------------------------|----------------------------|----------------------------|---------|-----------|-----------|-----------|-----------|
| D. FEES PAYABLE FOR TRAINING AND DEVELOPMENT (FIRE & RESCUE TRAINING ACADEMY) INCLUDING RENTALS OF FACILITIES AND EQUIPMENTS |                            |          |                            |                            |                            |                            |         | 10,0%     | 4,7%      | 4,6%      | 4,6%      |
| Fire Fighter I   | R 6 090                    | 10 Weeks | R 6 090                    | R 6 455                    | R 6 843                    | R 7 246                    | R 7 667 | 10 112    | 10 587    | 11 074    | 11 584    |
| Fire Fighter I Challenge   | R 1 785                    | -        | R 2 000                    | R 1 892                    | R 2 006                    | R 2 124                    | R 2 247 | 2 964     | 3 103     | 3 246     | 3 395     |
| Haz-Mat Awareness  | R 1 365                    | 2 Weeks  | R 1 400                    | R 1 447                    | R 1 534                    | R 1 624                    | R 1 718 | 2 266     | 2 373     | 2 482     | 2 596     |
| Fire Fighter II  | R 3 465                    | 4 Weeks  | R 3 600                    | R 3 673                    | R 3 893                    | R 4 123                    | R 4 362 | 5 753     | 6 023     | 6 300     | 6 590     |
| Fire Fighter II Challenge  | R 1 785                    | -        | R 2 000                    | R 1 892                    | R 2 006                    | R 2 124                    | R 2 247 | 2 964     | 3 103     | 3 246     | 3 395     |
| Haz-Mat Operational  | R 2 415                    | 2 Weeks  | R 2 500                    | R 2 560                    | R 2 713                    | R 2 874                    | R 3 040 | 4 010     | 4 198     | 4 392     | 4 594     |
| Fire Services Instructor   | R 3 465                    | 2 Weeks  | R 3 600                    | R 3 673                    | R 3 893                    | R 4 123                    | R 4 362 | 5 753     | 6 023     | 6 300     | 6 590     |
| Vehicle Rescue   | R 1 365                    | 2 Weeks  | R 1 400                    | R 1 447                    | R 1 534                    | R 1 624                    | R 1 718 | 2 266     | 2 373     | 2 482     | 2 596     |
| Basic Fire Fighting And Safety   | R 514                      | 1 Day    | R 540                      | R 572                      | R 607                      | R 643                      | R 680   | 897       | 939       | 982       | 1 028     |
| Industrial Fire Fighting   | R 1 040                    | 5 Days   | R 1 092                    | R 1 158                    | R 1 227                    | R 1 299                    | R 1 375 | 1 813     | 1 898     | 1 986     | 2 077     |
| SCBA   | R 630                      | 3 Days   | R 662                      | R 702                      | R 744                      | R 788                      | R 833   | 1 099     | 1 151     | 1 204     | 1 259     |
| Pump Operator  | R 4 830                    | 5 Days   | R 5 072                    | R 5 120                    | R 5 427                    | R 5 747                    | R 6 081 | 8 020     | 8 397     | 8 783     | 9 187     |
| All Appliances(Hydraulic Platform, Turntable Ladder, Industrial Foam Pumper)   | R 5 512                    | 5 Days   | R 5 800                    | R 5 843                    | R 6 193                    | R 6 559                    | R 6 939 | 9 152     | 9 582     | 10 023    | 10 484    |
| Rental of Porta Cabin Sleeping Rooms per person per day sharing  | 52.50 \ Per Room \ Sharing | 1 Day    | 55.00 \ Per Room \ Sharing | 58.00 \ Per Room \ Sharing | 62.00 \ Per Room \ Sharing | 65.00 \ Per Room \ Sharing | 69      | 91        | 95        | 100       | 104       |
| Rental of Training Props per day   | 409.50 \ hr                | Per Hour | 430.00 \ hr                | 456.00 \hr                 | 483.00 \hr                 | 512 \hr                    | 541     | 714       | 748       | 782       | 818       |
| Rental of Training Lecture-room per day  | 462                        | Per Day  | 480                        | 509                        | 539                        | 571                        | 604     | 797       | 834       | 873       | 913       |

- Note:**
- The time is calculated from arrival to departure
  - Utilisation cost includes cost of personnel and equipment
  - Call out tariff will be rendered for all incidents where a fire vehicle arrived on scene,  
To all vehicles involved in an accident as well as for the following services rendered
    - Any form of scene safety including cones and regulating of traffic
    - Safety of the vehicle / s were ensured, which include the cutting of the battery cables
    - Fires: where a fire was extinguished before arrival but an investigation was done to ensure the house / building is safe
    - Utilisation Tariff will be rendered to the vehicle where work was done with the following equipment
      - Hydraulic rescue set
      - Positive pressure ventilator
      - Carburandum Disc cutter
      - Power saw
      - Reciprocating saw
      - Motorised break-in equipment
    - Fires: Any equipment used to extinguish the fire
      - Portable pumps
- Flooding: All houses involved in a flood
6. Utilisation of Specialised Equipment tariff apply for Specialist rescue operations (High Angel, Swift Water, Urban Search and Rescued, Mountain Rescue, Diving)
- Deliver of expert services in specialised fires

E. Disaster Management

Tariffs for rendering of Evacuation plans and emergency evacuation drills

| Description of service   |                                       | Total          |
|--|---------------------------------------|----------------|
| Emergency evacuation plans   |                                       | Free of charge |
| Emergency assistance rendered at emergency evacuation drills   | per official per hour or part thereof | Free of charge |
| Plan development, approval & site inspection for events organised by private/ government organisations         |                                       | Free of charge |
| Venue Operations Centre for events organised by private/ government organisations                              | per official per hour or part thereof | Free of charge |
| Plan development, approval & site inspection for events organised by RLM or RLM partnering with private sector |                                       | Free of charge |
| Venue Operations Centre for events organised by RLM or RLM partnering with private sector                      | per official per hour or part thereof | Free of charge |

LOST OR DESTROYED DEED

Notice is hereby given in terms of Regulation 68 of the Deeds Registries Act, 1937, of the intention to apply for the issue of a certified copy of Certificate of Consolidated Title T143055/2007 passed by Thakadu Johannes Moatshe, Identity number: 680315 6194 08 7 and Virginia Mamotswake Batsile Moatshe, Identity Number 690608 0817 08 5, Married in Community of Propety to each other, in respect of OF ERF 4082 TLHABANE WES EXTENSION 1 REGISTRATION DIVISION, J.Q., PROVINCE OF NORTH-WEST; which has been lost or destroyed.  
All interested persons having objection to the issue of such copy are hereby required to lodge the same in writing with the REGISTRAR OF DEEDS at PRETORIA, 600 Lilian Ngoyi Street, Pretoria Central, Pretoria, 0002 within two weeks from the date of the publication of this notice.  
**Dated at RUSTENBURG on the 25<sup>th</sup> day of May 2023.**  
**CONVEYANCER | CHRISTOPH GERHARD MEYER**  
**VAN VELDEN DUFFEY INC | 67 BRINK STREET**  
**RUSTNEBURG | 0145921135 | christophm@vvd.co.za**

LOST OR DESTROYED DEED

Notice is hereby given in terms of Regulation 68 of the Deeds Registries Act, 1937, of the intention to apply for the issue of a certified copy of Deed of Transfer T19834/2008 passed by The trustees for the time being of BOSCHDAL TRUST, Registration Number IT1294/2004 in favour of BUN MALAN PROPRIETARY LIMITED, Registration Number 1970/011888/07, in respect of certain REMAINING EXTENT OF PORTION 10 (A PORTION OF PORTION 2) OF THE FARM BOSCHDAL 309, REGISTRATION DIVISION J.Q., PROVINCE OF NORTH-WEST, , HELD BY DEED OF TRANSFER T19834/2008 which has been lost or destroyed. All interested persons having objection to the issue of such copy are hereby required to lodge the same in writing with the Registrar of Deeds at **PRETORIA, Merino Building, 140 Pretorius St, Pretoria Central, Pretoria, 0002** within two weeks from the date of the publication of this notice.  
**Dated at RUSTENBURG this 7 June 2023.**  
**VAN VELDEN-DUFFEY INC, Address: 67 Brink Street,**  
**Rustenburg, 0299, E-mail address: veronicas@vvd.co.za,**  
**Contact number: 014 592 1135**

ENVIRONMENTAL AUTHORISATION GRANTED: THE DEVELOPMENT AND OPERATION OF DIESEL FUEL DEPOT ON STAND 416, R510 SANDFONTEIN ALSO KNOWN AS REMAINING EXTENT OF PORTION 33 OF FARM KOEDEDODESSPRUIT 33 JQ WITH MOSES KOTANE LOCAL MUNICIPALITY, NORTHWEST PROVINCE. (REFERENCE NUMBER NW/P/EIA/81/2022)

On the 8th of May 2023, the Department of Economic Development, Environment, Conservation and Tourism (dedect), in terms of the National Environmental Management Act (Act 107 of 1998) and the Environmental Impact Assessment (EIA) regulations, 2014 as amended, decided to **grant** the Environmental Authorisation for the abovementioned project. The EA can be obtained by email request from info@maco-das.co.za  
Should you wish to appeal any aspect of the decision, you must **submit the appeal to the Appeals Administrator** within 20 days from the date of notification (20 June 2023).  
Interested and affected parties are advised of the **appeal procedure** in terms of the National Appeal Regulations 2014:  

- In accordance with regulation 4 (1) of the National Appeal Regulations 2014, an appellant must submit an appeal to the appeal administrator and a copy of the appeal to the applicant, any registered interested and affected party and organ of state with interest in the matter within 20 days from the date of notification of this decision (7 March 2023).
- An appellant must comply with regulation 4 (2) and submit the appeal in writing, on the form obtainable from the Appeal Administrator and by post, fax, e-mail or hand delivery to the following address:

**Appeal forms are obtainable from Ms. Carene Nieuwoudt**  
**Ms. Carene Nieuwoudt**  
**Department of Economic Development, Environment, Conservation and Tourism**  
**Room E30, Agricenter Building, Cnr. Dr. James Morora & Stadium Road, MMABATHO**  
**Tel: 018 389 5986 | Cell: 083 385 9486 | E-mail: CNieuwoudt@nwpg.gov.za**

# On Trac-Tor for charity

SA - Pediatric Care Africa (PCA) is launching its second epic "On Trac-Tor" 2,500km tractor and trailer charity ride which will run from Sunday 2 July to 15 July 2023. Dr Andre Hattingh, the CEO and founder of PCA will be riding a Mahindra 86-110 tractor sponsored by Mahindra South Africa and facilitated by Mahindra Nelspruit for the duration of the trip. Pediatric Care Africa was established in 2017 and is a fully registered non-governmental organisation (NGO) and non-profit organisation (NPO) in South Africa with offices and registration in the Netherlands as well. Pediatric Care Africa works hand-in-hand with communities to deliver food, emergency and medical equipment, medical assistance, and medicines to children in need. Due to the deteriorating economy and the increase in poverty, the demand for Pediatric Care Africa's services has skyrocketed while the NPO's donation income has declined. However, the promise to help sick, hungry, and defenceless children was made by Dr Andre Hattingh years ago, and he is resolute to keep that promise by raising R250,000 with the charity ride.

2,500km by tractor is not for the faint hearted, and requires a tremendous amount of physical and mental strength. Travelling at an average speed of 26km per hour in an extremely bumpy and tiring environment, it is a truly taxing and exhausting endeavour!

**This 2,500km charity Tractor ride focuses on 3 very important issues:**

- To create awareness and raise funds for children in South Africa who require medical treatment and surgeries.
  - To raise awareness of the thousands of children who are abused, assaulted, and murdered each year.
  - To draw international attention to farm murders, as farm murders in South Africa are becoming increasingly brutal and affects all of us. Farm murders must absolutely be stopped. We support TJ Marais and the 911 riders on their quest to reduce farm murders in SA.
- How you can get involved:**
- Sponsor Dr Andre Hattingh per kilometre.
  - Make a once-off or a monthly donation.

- We call on all farmer unions and organisations along our tractor route to support our efforts in with these critical issues.
- Donate baby milk (all types) as many mothers are not able to breastfeed their children due to medical reasons.
- Donate diesel for this "On Trac-Tor" charity ride.
- Become a volunteer with Pediatric Care Africa.
- Hospitals and doctors can assist us with pro bono treatment or surgery for children, as part of their corporate social responsibility (CSR) programmes and initiatives.

**The intended route:**

- 2nd July 2023: White River/Nelspruit to Burgersfort via Sabie and Lydenburg
- 3rd July 2023: Burgersfort to Mokopane (Potgietersrus)
- 4th July 2023: Potgietersrus (Mokopane) to Thabazimbi (tractor check)
- 5th July 2023: Thabazimbi to Koster
- 6th July 2023: Koster to Wolmaransstad
- 7th July 2023: Wolmaransstad to Hartswater
- 8th July 2023: Hartswater (Stay over x 2 nights and Tractor check)
- 9th July 2023: Hartswater to Winburg
- 10th July 2023: Winburg to Clarens
- 11th July 2023: Clarens to Colenso
- 12th July 2023: Colenso to Vryheid via Dundee

- 13th July 2023: Vryheid to Piet Retief
  - 14th July 2023: Piet Retief to Badplaas
  - 15th July 2023: Badplaas to White River via R33 & R38
- To get involved, please visit [www.pediatriccareafrica.org](http://www.pediatriccareafrica.org) for full information or please phone Pediatric Care Africa office secretary Surika van der Merwe on 076 229 5663.**





**BATTERY DOCTOR**

7 VON WIELLIGH STREET, RUSTENBURG

TEL: 014 592 8651

[sales@batterydoc.co.za](mailto:sales@batterydoc.co.za)



- NEW BATTERIES
- RECONDITIONED BATTERIES
- MOTORCYCLE BATTERIES
- BATTERY ACCESSORIES
- DIAGNOSTIC SERVICES

**NEW BATTERIES FROM: R750**

**RECONDITIONED BATTERIES FROM: R380** \*T's & C's APPLY





**Staan Saam Rustenburg is 'n baken van hoop.**

*Staan Saam en doen jou deel.*

**Juanita**

**083 444 6391**

202B Kloppe street, Rustenburg.



We render child and youth care, statutory work, foster care... and much more!

**VOLUNTEER** - Your help can go a long way!

**014 592 8568**

Kruger Street 212 Rustenburg



*We Provide*

**FRESH FLOWERS** FOR OCCASIONS

**TRADITIONAL MATERIAL**

**CAKES AND COFFEE**

**WE DESIGN AND TAILOR OUTFITS**

**VISIT/CONTACT US**

3497 Segole Street (Ko Dishopong)  
Tlhabane, Rustenburg  
Opposite Phomolong Medical Centre

**073 300 5819**

[info.kgabang@gmail.com](mailto:info.kgabang@gmail.com)

**Follow Us on:**

[Instagram](#)  
[Facebook](#)  
[Twitter](#)



**Spick & Span**

Laundry Room


**MASEGO TJABAKA**  
Managing director

067 - 999 - 2926

[laundry.spickspan@gmail.com](mailto:laundry.spickspan@gmail.com)

Spick&Span Laundry Room

41c2 Byron street, Rustenburg North



**SANBS**

save lives by donating

**WANT TO PLACE AN ADVERT?**

**CALL 014 592 9686**

**LOST OR DESTROYED DEED**


Notice is hereby given in terms of Regulation 68(1) of the Deeds Registries Act, 1937, of the intention to apply for the issue of a certified copy of Deed of Transfer T15838/1985 passed by MACHIELIENA JAKOBA ELS, Identity Number 120331 0044 00 2 (born BOTHA), Widow in favour of PETER MUHL TRUST, Registration Number IT 11577/1983 (T) in respect of **PORTION 2 OF ERF 1023 RUSTENBURG TOWNSHIP, REGISTRATION DIVISION J.Q., PROVINCE OF NORTH WEST, HELD BY Deed of Transfer T15838/1985** which has been lost or destroyed. All interested persons having objection to the issue of such Deed are hereby required to lodge the same in writing with the REGISTRAR OF DEEDS at PRETORIA, 600 Lilian Ngoyi Street, Pretoria Central, Pretoria, 0002 within two weeks from the date of the publication of this notice. **Dated at Rustenburg on the 31st day of May 2023.**

CONVEYANCER | VOLKER HELMUT JOHANNES KRÜGER | VAN VELDEN DUFFEY INC | 67 BRINK STREET RUSTNEBURG | 0145921135 | [volkerk@vvd.co.za](mailto:volkerk@vvd.co.za)



MEC : DESBO MOHONO

THE DEPARTMENT OF AGRICULTURE AND RURAL DEVELOPMENT'S  
PLANS AND PRIORITIES FOR THE FINANCIAL YEAR 2023/24



2023/24  
BUDGET VOTE | SPEECH  
HIGHLIGHTS

DARD ESTABLISHES PROVINCIAL TASK TEAM  
TO DEAL WITH ENERGY CRISIS

The Department of Agriculture and Rural Development has established provincial energy task team (PETA) to deal with energy crisis that is affecting the agricultural sector in the Province. The team's work amongst others will be to engage with Eskom to possibly exempt the sector looking at agro processing and public entities as food security is at high risk.

RURAL DEVELOPMENT

Department will roll out a mentorship programme in collaboration with the Agricultural Commodities Groups and Breeders Association in the current financial year. The programme will include the six (6) agricultural commodities aligned to the Agriculture and Agro-processing Master Plan (AAMP) as well as the apiculture for a period of twelve months.

Furthermore, a partnership with the national Department of Department of Agriculture, Land Reform and Rural Development (DALRRD), Agricultural Research Council and the North West University will see a total of 2500 farmers being empowered through farmer training and capacity building during the 2023 / 24 financial year.

The Department will resuscitate and strengthen designated groups formations, such as Women in Agriculture and Rural Development (WARD) and Youth in Agriculture and Rural Development (YARD) during the 2023/24 financial year.

A total of forty five (45) young farmers participating in the National Rural Youth Service Corps (NARYSEC) programme, are undergoing training through Kgora Farmer Training Centre as part of collaboration with the Department of Agriculture, Land Reform and Rural Development DALRRD.

JOB CREATION

As part of unlocking approximately 4 000 job opportunities in agriculture and related rural economic activities to address food insecurity at household level and rising unemployment in the province, various job creation interventions will be rolled out during the 2023/2024 financial year.

Producer Support and Development contribution will mostly be through CASP and Ilima/Letsema. Sustainable Resource Use and Management most contributions will be through Landcare Green Jobs and Rural Development to contribute mainly through EPWP, Rural Infrastructure projects, and Farmer Training which include mentorship as well as Learnership programmes. As for the Agricultural Support and Corporate Services, contributions will be through Agricultural Marketing Infrastructure, Colleges, Learnership and Internship programmes.

AGRICULTURAL EDUCATION & TRAINING  
(AGRICULTURAL COLLEGES)

The Memorandum Of Understanding between the Department and North West University is already bearing fruits through the increased skills exchange in the area of arable farming. In the Financial Year 2023/2024, the Department will continue to reposition the Colleges as Centres of Excellence in Agriculture.

AGRICULTURAL DEVELOPMENT SERVICES

The Mining Development Agency (MDA) is partnering with the Department to develop communities by training farmers on the much needed and relevant skills and through this partnership. Sibanye mine funded the construction of an Agri-Hub through the MDA in Marikana near Rustenburg and is also developing and training farmers in the Dr Ruth Segomotsi Mompati District.

MARKET ACCESS

To address the challenges of access to market by smallholder producers in the Province, the Department will this year enroll six more smallholder farmers to the South African Good Agricultural Practice (SA-GAP) Program. The SA-GAP program's main objective is to assist smallholder producers to access both local and international markets by producing good quality products that comply with food safety and quality standards as required by the market.

During the 12-month training programme, these smallholder producers will amongst others be empowered with efficient farm management practices, receive training to comply with legislation on food safety, environmental protection as well as animal and workers' welfare.

The certification programme ensures health and safety to consumers and helps producers to gain gradual recognition and acceptance from mainstream commercial markets.

In the previous financial year, the Department, in collaboration with Perishable Product Export Control Board (PPECB), implemented the South African Good Agricultural Practice (SAGAP) certification program. Since the inception of this programme, the department is proud to announce that fifteen (15) vegetable producers have been awarded compliance certificates, seven (7) in 2021/22 and eight (8) during the financial year 2022/23.

VILLAGE LIVESTOCK AUCTIONS PROGRAMME

To improve market access for agricultural products, the Department will this financial year launch three (3) more village livestock auctions in Ganyesa, Khunwana and Mogopa village. These village livestock auction facilities will be centrally established to benefit communities of these villages. From 2015 to date, the Department has already launched four (4) other Village Livestock Auctions in Driefontein, Taung, Tshidilamolomo and Mabeskraal.

SUSTAINABLE RESOURCE USE & MANAGEMENT SERVICES

The Integrated Provincial Forum on climate smart agriculture will be established encompassed of stakeholders from organised agricultural formations, the North West University, Environmental Services and Agricultural Research Council.

To further mitigate against disasters and advocate for climate smart practice, the department, South African Weather Services (SAWS), the provincial disaster forum and other stakeholders continue to raise awareness and provide advocacy on disaster

mitigations and undertake at least 96 awareness campaigns throughout the province.

Through the land care programme, a total of 100 hectares of fallow land will be brought back into production in the villages of Letlhogori and Koffiekraal.

The department aims to work on 2 000 hectares where no-till or minimum-till practices will be implemented.

RED MEAT COMMODITY

As part of contribution towards the red meat industry, during the 2022/23 financial year, the department targeted to support 150 red meat commodity farmers and total of 173 were successfully provided with tangible support.

For the 2023/24 financial year, the department has allocated 40% of its CASP on & off farm infrastructure budget towards the Red Meat production, targeting a minimum of 373 beneficiaries. The major deliverables of this programme comprise of livestock water provisioning, livestock handling facilities and erection of fence wherein we target communal areas and state-owned farms.

CROP PRODUCTION

Despite the climate change challenges, 10 124ha of hectares were planted for food production during the 2022/2023 in the Province. For this year, the Department has planned to put into production a total of 11 000 hectares across the four districts. The Department will also support farmers through production inputs such as diesel, seeds, fertilizers, agrochemicals and machinery.

PROGRAMMES TO EMPOWER NORTH WEST FARMERS

MEC Mohono outlined various public-private partnerships programmes that will empower farmers in four districts of the province. She announced that her Department will roll out of a mentorship programme in collaboration with the Agricultural Commodities Groups and Breeders Association in the current financial year. The programme will include the six (6) agricultural commodities aligned to the Agriculture and Agro-processing Master Plan (AAMP) as well as the apiculture for a period of 12 months.

ENGINEERING SERVICES

Through the help of the Engineering Council of South Africa (ECSA), the department will assign a mentor for its four candidate engineers and one engineering technician to ensure that the candidates become professionally registered and capacitated.

CANNABIS ROLL-OUT PROGRAMME

Following a successful Cannabis Lekgotla held in partnership with the North-West University, at least twenty-two (22) hemp farmers have been trained and two of these farmers were supported during the previous financial year. Part of the support the Department gave include drilling, sighting and equipping of bore holes, and in the current financial, the Department will be supporting one hemp farmer this financial year.

THE 2023/24 BUDGET FOR DARD IS AS FOLLOWS:

| PROGRAMME NAME                             | TOTAL ALLOCATION R'000 | AMOUNT IN WORDS   |
|--|------------------------|---|
| 1. ADMINISTRATION                          | 342 303 000,00         | Three hundred and forty-two million, three hundred and three thousand                   |
| 2. SUSTAINABLE RESOURCE USE AND MANAGEMENT | 43 843 000,00          | Forty three million, eight hundred and forty three thousand                             |
| 3. AGRIC PRODUCER SUPPORT AND DEVELOPMENT  | 471 103 000,00         | Four hundred and seventy one million, one hundred and three thousand                    |
| 4. VETERINARY SERVICES                     | 152 037 000,00         | One hundred and fifty two million and thirty seven thousand                             |
| 5. RESEARCH & TECH DEV SERV                | 81 893 000,00          | Eighty one million, eight hundred and ninety three thousand                             |
| 6. AGRICULTURE ECONOMICS SERVICES          | 19 206 000,00          | Nineteen million, two hundred and six thousand  |
| 7. AGRICULTURE EDUCATION & TRAINING        | 70 599 000,00          | Seventy million, five hundred and ninety-nine thousand                                  |
| 8. RURAL DEVELOPMENT COORDINATION          | 48 465 000,00          | Forty eight million, four hundred and sixty five thousand                               |
| GRAND TOTAL                                | 1 229 449 000,00       | ONE BILLION , TWO HUNDRED AND TWENTY NINE MILLION ,FOUR HUNDRED AND FORTY NINE THOUSAND |

# 2023/2024 BUDGET SPEECH

## HIGHLIGHTS

### Introduction

The Department of Economic Development Environment, Conservation and Tourism mandate is continuing in ensuring the creation of a conducive environment for economic growth to take place within the North West Province. In achieving this, the department will continue to forge partnership with the private sector to ensure job creation and transfer of skills for the development and growth of businesses operating within North West Province.

The total allocation 2023/24 financial year for the department is R1009 340 000 and summary is as follows:

| Programme                                | Amount      |
|--|-------------|
| Administration                           | R 209 543   |
| Integrated Economic Development Services | R 97 188    |
| Trade and Sector Development             | R 115 474   |
| Business Regulations Services            | R 116 344   |
| Economic Planning                        | R 12 377    |
| Environmental Services                   | R 394 152   |
| Tourism                                  | R 64 262    |
| Total                                    | R 1 009 340 |

Out of the overall budget, the following amounts will be transferred to entities for the execution of the departmental mandate

| Name of Entity                     | Amount    |
|------------------------------------|-----------|
| North West Development Corporation | R 102 988 |
| North West Gambling Board          | R 76 216  |
| North West Parks and Tourism Board | R 221 844 |
| Total                              | R 401 048 |

### DEPARTMENTAL PROGRAMMES

The department will during this financial year implement the following programmes:

#### 1. INTEGRATED ECONOMIC DEVELOPMENT SERVICES:

##### 1.1. Business Turn around Support:

The department is implementing this programme in partnership with Productivity South Africa. The programme is allocated an amount of R5 million to support 10 new qualifying Small Medium, Micro Enterprises (SMMEs) across all the sector.

##### 1.2. Incubation establishment and support program

The department is implementing this programme in partnership with Productivity South Africa. The programme is allocated an amount of R5 million to support 10 new qualifying Small Medium, Micro Enterprises (SMMEs) across all the sector.

##### 1.3. Township Bakery Support Programme

The department will offer assistance for the replacement of old equipment and skills development to existing bakeries. The intervention will provide for the resuscitation of 29 bakeries in the four districts, R1.3 million has been allocated to that effect.

##### 1.4. Youth Tyre Fitment Centre Programme

In continuing to support Public Private Partnership (PPP), the department has partnered with DUNLOP for the establishment of 10 youth owned small scale tyre fitment centres around the Province. Each fitment centre, will receive a branded and fully fitted container to the value of R370 000. The programme will create 50 jobs for young people.

##### 1.5. Departmental Empowerment Fund

An amount of R15 million has been set aside to fund the procurement of equipment for start-ups and an existing small business enterprises. The fund was established to offer support to small businesses and cooperatives operating within the North West Province with equipment worth R100 000 for start-ups and R200 000 for existing businesses. The fund excludes those in the liquor & gambling industries, costs associated with tendering, cost of acquiring property (including renovations)

constructions, fire and ammunition, primary agriculture and transport.

##### 1.6. Informal Business Support

This programme will be implemented through NWDC to support municipalities in creating informal traders market that will establish retail distribution enterprise in villages and townships linked to wholesalers. The programme is allocated R7 million for this financial year.

##### 1.7. Domestic Trade Markets

The department and its two entities (North West Development Corporation and newly merged North West Parks and Tourism Board - NWP&TB) has partnered with Department of Small Business Development (DSBD), District and Local municipalities collaborated to establish Trade market and permanent Flea Market. The programme is allocated an amount of R8 million to co-fund the identified trade market sites and permanent flea market.

##### 1.8. Online Market Platform

A total of R1.3 million has been set aside for the establishment of online marketing platform. The platform is intended to enhance the digital content of showcasing products of the North West Province businesses.

##### 1.9. Comprehensive Business Development Support

This intervention provides small business enterprises with business development support services, to enhance growth and acceleration, including access to markets, product development and skills development. An amount of R6 million has been allocated to support the sustainability of 1 200 new beneficiaries under this programme to create jobs and improve turn over.

##### 1.10. Enterprise Support Centres (Co-location model)

The intervention is intended to provide outreach to Rural and Township Areas. Enterprise Information Centres established are based at Lebotloane, Mokgalwaneng, Ganyesa, Tsweleng, Mathibestad and Logagane and they play a very important role of empowering community in terms of business development. During this financial year, the programme will be handed over to NWDC for further implementation. An amount of R1.5 Million has been allocated for the 2023/2024 financial year for the support of information centres in the province.

### 2. TRADE AND SECTOR DEVELOPMENT

- The Special Economic Development project which is implemented through NWDC has been allocated a total of R36.4 million for the implementation of its operations.
- Private Sector is on board with investment on construction of R115 million for two solar farms
- An amount of R30 million has been allocated to support the process of exploring economic opportunities within the alternative energy value chain.

### 3. TOURISM GROWTH AND DEVELOPMENT

##### 3.1. Provincial Tourism Sector Strategy

The programme will continue with the implementation of the Provincial Tourism Sector Strategy.

##### 3.2. Taung Hotel School Infrastructure Programme

An amount of R18 million has been allocated for the renovations and refurbishment of the Taung Hotel School and the main hotel building as well as initiatives towards growing tourism in the province.

##### 3.3 Merger of two entities:

North West Parks and Tourism Board (NWPTB) was established as a result of merger between the North West Parks Board and North West Tourism Board in 2022. The merger was formed under the North West Parks and Tourism Act 02 of 2022, and it came into effect from the 1st April 2023. The newly North West Parks and Tourism Board will implement the following programmes:

##### 3.3.1. Training and business development

An amount of **R14,7 million** is allocated for both Taung and Mahikeng Hotel Schools operations, to increase the number of academic courses offered as well as Student Academic and Tourism SMMEs Training Programme.

##### 3.3.2. North West Tourism Marketing Strategy:

The province will continue implementation of North West Tourism Marketing Strategy to position the province as a preferred tourism destination.

### 3. BUSINESS REGULATION

This is the programme which comprises of Consumer, Liquor and business regulations sub-programmes:

- the department will conduct compliance inspections in each district to ensure businesses compliance with the Consumer Protection Act, Liquor Act, as amend and other relevant legislations.
- Department will continue to protect consumers where their rights were infringed by unscrupulous business owners.
- Adjudication of consumer cases by North West Provincial Consumer Court.
- Continue to create awareness on consumer, liquor and business regulations.

##### 3.4. North West Gambling Board:

The entity is responsible for the regulation of the gambling industry in the North West. The plans for the board is as follows:

- Four (04) Casino License Holders (Sun City, Peermont (Pty) in Mahikeng Ltd, Peermont (Pty) Ltd in Klerksdorp and Bingo Operators have pledged to embark on the socio-economic program of eradicating pit toilets, upgrading of sports & recreational facilities and early childhood centres to two previously disadvantaged schools in the area of their operations.
- An RFA (Request For Applications) for the fifth casino license for interested parties to apply will be issued
- Roll out of LPM licenses for the remaining 1500 machines which will contribute to revenue collection in the province.
- An activation of 9 bookmaker licenses will create 300 job opportunities;
- The horse racing formally known as the Bray Horse Racing will be resuscitated and rollout in all districts.

### 4. ENVIRONMENT AND CONSERVATION

The department through newly NWPTB will implement the following conservation projects:

- An amount of R5 million allocated for patching of potholes at Pilanesberg Nature Reserve.
- Another R5 million will be used for upgrading of fences in all our game reserves in the province. This is done in order to curb the escape of wild animals which pose danger to communities.
- R2 million for drilling of boreholes in Molopo and Madikwe Game Reserves.
- R8 million for the restoration of Kgaswane Nature Reserve after severe floods that hit the area.

Through Environmental services:

- In an effort to reduce the effect of climate change, the department will continue to engage relevant stakeholders.
- Offer support to three district municipalities (Ngaka Modiri Molema, Dr Ruth Segomotsi Mompati and Dr Kenneth Kaunda) by performing Atmospheric Emission Licensing function on their behalf.
- Review the Provincial Integrated Waste Management Plan (PIWMP) as per Section 11 (1) of NEMWA (Act 59 of 2008), to ensure alignment to all relevant legislations.

### 5. DEPARTMENTAL JOB CREATION INITIATIVES

A total amount of R26 million has been allocated for job creation initiatives targeting one thousand and seventy (1070) young people in the 4 districts of the Province and the breakdown is as follows:

- Tourism and Hospitality placement program is targeting 100 youth
- Business Regulation is targeting to employ 200 data captures
- IEDS road patching and marks: 120 youth
- Environment EPWP program: 450 youth
- North West Parks and Tourism Board: 230 youth
- Gambling Board: 300 jobs.

In addition to the above the department together with its strategic partners namely the South African Institute of Professional Accountants (SAIPA), the Institute of Business Advisors Southern Africa (IBASA) and Services SETA collaborated to unlock business advisory service opportunities. A new cohort of 100 learners will be registered in the programme during this financial year. The program is to develop a cohort of young Business Advisors who will be able to provide business advisory services needed by SMMEs and Co-operatives to turnaround and sustain their business ventures.



# 2023/2024 BUDGET SPEECH

## HIGHLIGHTS



The North West MEC for Community Safety and Transport Management, J.S. Lehari tabled Departmental Budget Speech for the financial year 2023/2024.

In his speech MEC Lehari highlighted achievements recorded in the last financial year 2022/2023 and further outlined the plans to speed-up service delivery in this financial year 2023/2024.

Amongst the highlights of MEC's speech are on how the Department will continue rising to the occasion and respond well to the service delivery expectations and the needs of communities of the North West Province at large, despite different challenges that keeps emerging throughout.

The Department MEC committed continuous stakeholder and community mobilisation in the fight again crime, reduction of road incidents and fatalities and provide effective and efficient transport system.

### PROVINCIAL CIVILIAN SECRETARIAT FOR POLICE

The Department mobilized communities and stakeholders in implementing programmes across the four (4) Districts of the Province as per SAPS crime trends and patterns, which included but not limited to:

- » Crime Prevention Through Environmental Design, Prevention of Gender Based Violence Against Vulnerable Groups, Anti Gangsterism, School Safety Programme, Rural Safety, example stock theft, anti-dangerous weapons campaigns and Campaign against Substance Abuse.
- » Programmes were implemented in partnership with key role players inclusive of civil society, FBOs, non-governmental organisations (NGOs), non-profit organisations (NPOs) and Government departments
- » The Department supported and funded thirty-nine (39) Non-Profit Institutions – Community Policing Forums (CPFs) and Non Profit Organisations (NPOs) to ensure that crime prevention initiatives are intensified in communities. A total of sixty-three (63) CPFs were assessed on functionality and capacity building workshops were conducted in the four (04) Districts to enhance their ability to participate in the prevention of crime by implementing the Community Policing Strategy

In strengthening the fight against crime, the Department collaborated with priority police stations through the Community in Blue programme and created temporary employment by appointing 400 Community Safety Patrollers across the four (04) Districts, through the Extended Public Works Programme (EPWP).

Although there was a challenge in establishing and resuscitating Community Safety Forums (CSFs), the Department has conducted engagements and made presentations to the majority of Municipal Councils in securing resolutions to establish the structures in such municipalities. To date only two Council Resolutions were received from Kgetleng Rivier and Moses Kotane Local Municipalities.

The Province gained two new police stations, which began operating in the financial year 2022/2023, and those are the Moeka Vuma and Mabeskraal Police Stations. These stations assisted in reducing the load carried by Makapanstad and Sun City police stations respectively by bringing services closer to the communities they serve.

### TRANSPORT OPERATIONS

The department continued with the provision of subsidised commuter services in the Dr Ruth Segomotsi Mompati, Bojanala Platinum and Ngaka Modiri Molema District Municipalities. The department was faced with financial challenges due to the high costs associated with transport indices which were rebased by Statistics South Africa in 2021. A business case was made to National Department of Transport which in its adjustment budget gave a further ninety-seven million Rand (R97, 7) to address imminent accruals which has an impact on budget. The provision of learner transport

service has its own challenges such as the merging of schools, closing of schools and/or insufficient school infrastructure in townships where, learners are transported to farm schools. This is exacerbated by migration of communities to new settlements thus leading to learners requiring transport or adjustment in kilometres being travelled which is not what was initially anticipated and budgeted for.

In addition, some contracted operators who travel less kilometres cancelled their contracts due to the high operational costs which made the service unprofitable. The overloading of learners is also a serious challenge which places the safety of learners in jeopardy and this requires more buses and more funds.

The Department made a business case for an increase in the learner transport budget, and that was positively considered in the adjustment budget and a further allocation was appropriated during the second adjustment budget to the tune of seventy-eight (R78) million Rand. This will assist the department in clearing high accruals and payments for services rendered by operators up to February 2023.

The use of Non-Motorised Transport is promoted through the implementation of the National Rural Transport Strategy. To this end the Department distributed bicycles to learners who walk less than five kilometres to school and we also donated Animal Drawn Carts (ADC) to communities who rely and use this mode of transport especially in rural villages.

For the 2022/2023 financial year, the Department donated twenty (20) animal drawn carts in the villages of Dibono and Mmanawana outside Mahikeng. The donation was done at the request of the community which has for years being utilising the carts as a means of transport.

### TRANSPORT REGULATIONS

In an effort to contribute towards poverty alleviation, job creation and ultimately reduce number of crashes involving stray animals, the department has successfully appointed **One Hundred and Thirty (130)** Road Safety Rangers and Scholar Patrol Volunteers. The appointment of these community members was done in partnership with local municipalities, traditional authorities and the farming unions. The budget allocated for this project was about **three million and twenty-nine thousand Rand (R3 029 000.00)**

In September 2021 we appointed the North West Public Transport Intervention Team (NWPTIT) in line with Section 10, (1a) of the Act. The Team was given thirty-five (35) cases to attend to. It is with pleasure to report that twenty-nine (29) of these cases have been resolved, which translate into eighty-two percent (82%) achievement.

The Department has entered into the Memorandum of Understanding (MoU) with SANTACO, which is the highest national structure and the mouth piece of the sector, the Provincial Taxi Council (PTC) which is the highest Provincial structure and all Regional Taxi Councils (RTCs). The rationale behind this approach is to ensure no recurrence of incidents and pro activeness and stability within the sector.

We have set aside a budget of **seven (07) million** Rand for the upgrade of the Zeerust Weighbridge. The project is envisaged to be completed within three years. The work involved includes plans to replace the current scale with a 24-meter multi-deck scale that will contribute more accurate and efficient weighing environment where overload management will contribute to a reduction of the road infrastructure damage.

To strengthen and extend law enforcement visibility during this financial year, we have recruited fifty-three (53) traffic learners, thirty-two (32) of whom are females and twenty-one (21) are males. They underwent a twelve (12) months training on Road Traffic Management Diploma in Mpumalanga Traffic Training College. Fifty-one (51) of them have completed the training and graduated in December last year. These learners are currently appointed by the department as Traffic Wardens on a contract of three (3) months after which they will be absorbed permanently as Provincial Inspectors, contributing to increasing law enforcement visibility in all four district of the Province.

We will also intensify visibility on **N4, N12, N14 and N18** in an effort to reduce fatal crashes and fatalities. To ensure we reach this goal, the Department has purchased 24 high powered vehicles to address the shortage of vehicles and increase traffic visibility on our roads.

To ensure that the issued traffic fines are paid, we will deploy three (03) minibuses equipped with systems to identify motorists who failed to pay their traffic fines or to appear in court on the prescribed dates. These minibuses will be deployed in all four districts. So it's a game over for everyone who has an outstanding traffic fine.



### BUDGET ALLOCATION PER PROGRAMME

| PROGRAMME                                  | AMOUNT         | AMOUNT IN WORDS   |
|--|----------------|---|
| ADMINISTRATION                             | R363,457,000   | Three hundred and sixty three million, four hundred and fifty seven thousand Rand     |
| PROVINCIAL CIVILIAN SECRETARIAT FOR POLICE | R54,998,000    | Fifty four million nine hundred and ninety eight thousand Rand                        |
| TRANSPORT OPERATIONS                       | R1,320,406,000 | One billion, three hundred and twenty million, four hundred and six thousand Rand     |
| TRANSPORT REGULATIONS                      | R594,040,000   | Five hundred and ninety four million and forty thousand Rand                          |
| TOTAL                                      | R2,332,901,000 | Two billion, three hundred and thirty two million, nine hundred and one thousand Rand |



**KIDS!**  
**FILL IN AND**  
**KEEP CLOSE!**

Friend/ Family  
member's number:

NO **46%** YES **54%**

|   |                |                                       |              |
|---|----------------|---------------------------------------|--------------|
| Hartbeespoort Parkrun                   | Every Saturday | Hartbeespoort: Schoemansville Resort  | 082-442-5807 |
| Brauhaus Afrika parkrun                 | Every Saturday | Rustenburg: Brauhaus Afrika           | 064-617-2423 |
| Koster Parkrun                          | Every Saturday | Kosster: Koster Sports Club           | 015-257-0160 |
| Leroi Heuns Live                        | 9 Jun '23      | Rustenburg: Hunter's Pub & Grill      | 060-721-5548 |
| Van Gaalen King - Price trailseeker     | 10 Jun '23     | Hartbeespoort: Van Gaalen Cheese Farm | 012-012-5205 |
| Aanbiddingsbelewenis met Onbeskaamd     | 11 Jun '23     | Rustenburg: Agape gemeente            | 084-208-4283 |
| God en Geld met Wilco Naumann           | 18 Jun '23     | Buffelspoort: Buffelspoort Agape      | 014-537-2337 |
| Nick Oosthuizen Live Music              | 18 Jun '23     | Rustenburg: Die Till Bar              | 079-128-0978 |
| Drommedaris DromDuo Buite lug Vertoning | 24 Jun '23     | Rustenburg: Harley's pub and grill    | 083-290-4503 |
| Dorsfees                                | 8 Jul '23      | Rustenburg: Brauhaus Afrika           | 064-617-2423 |

# SUDOKU

19.21855  
20.51653  
23.83952  
12.8192  
2.6962  
0.9366  
0.80613  
26767.08  
1873.81  
1 956.53  
1 036.40  
75.71  
1 411.38  
23.47

All original designs in this newspaper is the sole property of *Platinum Publishers* (Pty) Ltd and may only be reproduced or distributed by or with the written consent of *Platinum Publishers* (Pty) Ltd. Copyright is strictly reserved, and no work, or part thereof, may be used for commercial purposes. Should any of the content be copied without the written consent of *Platinum Publishers* (Pty) Ltd, legal action may be taken.

**P.S. You can also give your opinion by commenting on our Facebook post.**

Underwater rugby involves full physical contact and is played in a deep pool with two teams competing against each other. The objective of the game is to score goals by successfully placing the ball into the opponent's basket, located at the bottom of the pool on both ends of the playing area.



081 389 2846  
072 026 0414



# Conquering the Monster!

**Buffelspoort** – Scores of Rustenburg Cycling Club (RCC) members enjoyed competing in the popular Magalies Monster mountain bike races on Saturday 3 June 2023 at Buffelspoort. The popular Magalies Monster also attracted many other cyclists from around South Africa. A big well done to RCC members Riaan Rall, Jon Andrews, Mornè du Plessis, Christo van Staden, and Julie Bosshoff for completing their challenges!



Riaan completed the 65km race in a time of 3h38min.



Mornè du Plessis finished the 33km race in a good time of 2h15min.



Christo van Staden completed the 65km race in 05h01min.



Jon Andrews enjoyed the 65km race and crossed the finishing line in a time of 3h55min.



Julie Bosshoff, who took part in the 65km race, recorded a time of 4h35min.



Impala and Welkom will again face each other on 17 June.

# Impala caught in a hurricane

**Rustenburg** – Impala Rugby Club's first team have registered their first defeat since the beginning of the 2023 Leopards Rugby League. Impala went down with a 56-22 loss to Stilfontein Hurricanes on Saturday 3 June 2023 in the final match of the first round. The Impala second team drew 12-12 to give the club something to smile about. "We did not play well in the scrums, and it was a bad day," said Impala Rugby Club manager Trevor Visser. Although Impala scored through Charlton Scholtz, Clive Dithlare, Ryno Venter, and Trevor Visser, their efforts could not prevent the defeat. "The match against Hurricanes was the last game for the first round, and we will be playing against Welkom Rugby Club on 17 June," Visser said. "It is going to be another tough match away from home, but we must win," he said. Despite the loss to Hurricanes, Impala is still on top of the Leopards League log standings with 25 points and is still the favourite to win the title.



Impala Rugby Club's first team will start off the second round of the Leopards Rugby League as the log leaders and title favourites.

# Cycling fanatics!

**Rustenburg** – There is no stopping Rustenburg Cycling Club (RCC) members from having fun and reaching their goals! On Saturday 3 June 2023 three members of the RCC enjoyed themselves at two separate cycling events. Two junior members of the club were in Parys to take part in the NW XCO Koedoeslaagte. Well done to André Jacobsz for finishing second in his age group. Special mention goes to Tamlyn Luyt, who took the junior category for North West for the fourth time in a row! In Gauteng, Ahmed Amanjee completed the Rooiwal Challenge where he finished the 92km race in a good time of 3h21min.



Tamlyn Luyt has won the junior category for North West for the fourth time in a row.



Ahmed Amanjee enjoyed the Rooiwal Challenge in Gauteng.

# Botha, Strydom earn bragging rights at the 2023 Fedhealth Magalies Monster MTB Classic



Fun and games for all ages at the Magalies Monster!



**Rustenburg** – Wessel Botha (Wellington) and Danielle Strydom (formerly from Potchefstroom, now residing in Wellington) proved to be the strongest of the strong on Saturday 3 June 2023 when they conquered the revered Fedhealth Magalies Monster MTB Classic Full Marathon (+65km) at the ATKV Buffelspoort in impressive times of 2 hours, 51 minutes and 24 seconds; and 3 hours, 28 minutes and 51 seconds respectively. Starting at the ATKV Buffelspoort at 08:00, the 2023 Fedhealth Magalies Monster MTB Classic boasted four events to choose from: a full marathon (+65km), half marathon (+33km), fun ride (+15km) and kids event (2.5km). The full marathon consisted of a +65km route with a total ascent of 1,433m and featured a good mixture of terrain. One of the most beautiful MTB routes in and around Gauteng and the North West, riders got to enjoy gravel roads, jeep track, rocky single track, technical climbs, and descents. About 20km of the total route was on farming jeep tracks in and around citrus, blue berry and cherry orchards. The most iconic section of this route, the Monster Climb, was on the Maanhaarrand Pass Road going all the way up to the highest point on Breedsnek at 1,765m above sea level. After an exciting day out on the trails mountain bikers and spectators were treated to a live performance by well-known SA band, Rubber Duc. George Ziazias was the lucky winner of a Giant Stance full suspension mountain bike valued at R33,990.00, while Mthokozisi Ntuli took home an Avalanche Cosmic 24 a great all-purpose kids bike valued at R5,590.00. The Fedhealth Magalies Monster MTB Classic proudly supports The Kindness Collaboration. Founded by Fedhealth and Operation Healing Hands (OHH), The Kindness Collaboration offers much needed support to South Africans who cannot afford quality medical care. All medical professionals associated with OHH provide their time and skills for free; the funds raised go towards expenses such as consumables and random medical expenses. When entering the event online, mountain bikers could donate towards the cause. **For more information about the Fedhealth Magalies Monster MTB Classic, or to view the results, please visit [www.stillwatersports.com](http://www.stillwatersports.com).**

# Vixens seek new talent

**Rustenburg** – Impala Rugby Club's women's team, the Vixens, are on a recruitment drive as they look to assemble a strong team for next season. "The Vixens are currently practicing on their own. We are aiming to start practice early in January 2024, but we need new girls to join the club," revealed Vixens coach Trevor Visser on Tuesday 6 June 2023. "During the just-ended season, we had six experienced players while the others were new and had never played the sport," he added, "They are learning but we need more players to join the club so that we can become stronger." The goals of the coach are to ensure that the team performs better in the league and reach the playoffs as well as get more players in the provincial team. Those interested in joining the Vixens must be 18 years old and must be turning 19 in the same year to be considered. **For more information contact Trevor Visser on 063 635 9378.**



Vixens coach Trevor Visser is on a recruitment mission.

# Rustie-netbal, die beste in die NOORDWESTE!

**Rustenburg** - Baie geluk aan die Rustie-netbalspeelsters wat op Saterdag 3 Junie 2023, aan die Noord Wes-kampioenskappe te Klerksdorp deelgeneem het. Ons is trots om breë bors te spog met die onder 14 A-span, onder 15 A-span en onder 17 A-span wat algeheel 1ste geëindig het! Die

onder 16 A-span het algeheel 3de geëindig. Ons is trots om te sê dat al 4 van die Rustie netbalspanne aan die SA-netbal kampioenskap gaan deelneem. Baie sterkte met jul voorbereiding, Rusties, en mag jul die vrugte pluk van jul harde werk.



Chloe van Der Berg, Mieke Hannekom, Caylin Cussons, Anri Gerber, Tharine Swanepoel, Elizy Janse van Vuuren, Jenna-Lee Harmse, Seanne Durandt, Melissa Jacobsz, Dane Kloppe (afripter).



Kaylan Goosen, Antonell de Villiers, Zunika Bouwer, Zanelle Jacobs, Corneli Gerber, Mirne Young, Tienieke Gouws, Gizelle Joubert, Danelle Bisschoff (afripter).



Anya Matchett, Chrizzann Hurn, Mia Malan, Tenise van der Linde, Milandri Koen, Mianke van der Merwe, Nina Breedvelt, Xaba Busi, Laurinda Botha (afripter).



Elsje Gouws, Marni Lombaard, Chelize Durie, Zane Maritz, Karla Stieger, Kamogelo Molefe, Liandri de Wet, Lane Gerber, Talitha du Preez, Elsa Morris (afripter), Maritsa Grove (hulp-afripter).

## Rustenburg Ladies face Rise and Shine



Rustenburg Ladies Football Club aims for a victory over Rise and Shine.

**Rustenburg** – Rustenburg Ladies will be going all out for a victory when they play Rise and Shine at Khunotswane Sports Grounds on Saturday 10 June in a North West Sasol League Stream B match. Rustenburg Ladies, who managed a second position finish last season, are currently fourth on the log standings and will be under pressure to secure all maximum points. After four matches, Rustenburg Ladies are fourth on the log with six points while Rise and Shine are sixth after three matches. A loss for Rustenburg Ladies will see Rise and Shine moving to six points. Such a result, however, will have a negative impact on Rustenburg Ladies' league campaign as the league title race gathers momentum. Meanwhile, Royal Queens, who are still top of the log on 18 points after six matches, will play against second placed Tsweleng De' Scorpion in a top of the table clash.

## It's checkmate for Orefile's opponents!

**Rustenburg** - Congratulations to Orefile Morake from Lebone II College who was crowned chess champ for u/15 girls at the North West Provincial Schools Winter Games on Saturday 3 June 2023. She will be one of nine u/15 girls from the North West competing in the 2023 National SA Schools Winter Games.



Orefile Morake will be taking on the 2023 National SA Schools Winter Chess Games.

## Who will stop the Sundowns juggernaut?



**SA** – There is a feeling among soccer fans, even before the start of the next domestic season, that Mamelodi Sundowns are likely to win the league yet again. It's hard to argue against those who believe this, if recent history and the gulf in terms of quality between this club and others playing in the topflight league can be anything to go by. Afterall, Sundowns comfortably won the league title for the sixth consecutive time. A closer look at the final log standings of the just-ended season reveals the high standards they have managed to set. Sundowns finished their campaign on 70 points. This was 16 points clear of second placed Orlando Pirates. Sundowns also had the least losses (2) and the most wins (21) when compared to the other teams who took part in the league title chase. However, it's their 52 goals scored and only 13 conceded during the entire season that demonstrates their soccer prowess. They have managed to remain the best team in the league for six seasons, which now makes them hot favourites to retain their crown once again when the 2023/24 season eventually takes off later this year. But the Sundowns could be the victims of their own success, something that often happens in soccer. There will probably be many clubs, either locally, in Europe, or elsewhere around the world, who might be eager to sign some of their star players...

## Ruggas! Currie Cup 2023

Die Curriebeker wedloop staan nou einde se kant toe ou grote. Die Haaie het sterk deurgekom in hulle laaste paar games en is skielik bo aan die punte tabel met die Cheetahs in die tweedeplek en beide spanne is nou verseker van 'n tuis semi-finaal. Die derde en vierdeplekke gaan uitgespook word tussen die Pumas, Blue Bulls, en Griekwas om te bepaal wie in die semi's gaan speel. **Uitslae:** • Sharks XV 29-21 Lions • Pumas 14-29 Cheetahs XV • Blue Bulls 64-33 Griffons • Griekwas 38-29 WP **Bepalings:** **Vrydag 9 Junie** • Griffons 14:00 Lions • Griekwas 15:00 Pumas **Saterdag 10 Junie** • Blue Bulls 15:00 Cheetahs XV • WP 17:05 Sharks XV



## Super Rugby Pacific 2023

Die opwindende reeks het ook nou hulle kwart finale fases bereik. Die verrassing van die reeks is Fijian Drua wat vir die eerste keer die kwart finale haal. **Uitslae:** • Force 19-43 Chiefs • Waratahs 24-33 Moana Pasifika • Hurricanes 27-26 Crusaders • Fijian Drua 41-17 Reds • Brumbies 33-17 Rebels • Blues 16-9 Highlanders **Kwart finale bepalinge:** **Vrydag 9 Junie** • Blues 09:35 Waratahs • Saterdag 10 Junie • Chiefs 06:35 Reds • Crusaders 09:05 Fijian Drua • Brumbies 11:35 Hurricanes Die games gaan super ruggas oplewer en dalk is die semi-finale 'n Kiwi affêre. **Nag ou grote.....**






Get the *Platinum Weekly* directly on your phone.

WhatsApp 081 821 1332 to subscribe today!

FREE





SPOORT and more!  
PLATINUM Weekly

# Soza, Reynecke crowned 2023 Fedhealth Platinum Trail Run Champions



Roné Reynecke obliterates the field in the 2023 Fedhealth Platinum Trail Run Long Route (+24km). Photo credit: Tobias Ginsberg



Retsephe Khotle (left) and Charles Soza (Nedbank Runner) in action during the 2023 Fedhealth Platinum Trail Run Long Route (+24km). Photo credit: Tobias Ginsberg

**Rustenburg** – Charles Soza (Pretoria) and Roné Reynecke (Rustenburg) showed their competitors a clean pair of heels at the iconic Fedhealth Platinum Trail Run that took place at the ATKV Buffelspoort on Sunday 4 June 2023.

Soza claimed victory in the Long Route (+24km) in a deserving time of 1 hour, 27 minutes and 48 seconds, while Reynecke took no prisoners with her impressive time of 1 hour, 43 minutes and 54 seconds.

Celebrating its 10th anniversary in 2023, the Fedhealth Platinum Trail Run catered for the entire family and featured four fantastic events to choose from: a Long Route (+24km), Short Route (+12km), Fun Run (+8km) and a Kids Event (2.5km).

Set in the beautiful Buffelspoort Valley, few trail running events offer the spectacular variety of trails that entrants got to experience when taking on the Fedhealth Platinum Trail Run Long Route (+24km). Featuring a 526m ascent, this route included gravel roads, jeep track, bushveld single track and soft sand at some sections.

The Fedhealth Platinum Trail Run Short Route (+12km) featured a 218m ascent and was designed for the adventurous runner who loves to be outdoors, running in a beautiful natural environment. The route included a few technical, but safe sections and was ideal for runners that are new to the sport of trail running.

Kennedy Sekhuthle finished first in the men's race in a time of 55 minutes 19 seconds, followed by Riaan Ludick in second place and Boiketlo Makhundu in third place. Tanja Viljoen finished first in the women's race in a time of 1 hour, 11 minutes 51 seconds, followed by Luandri Le Roux in second place and Franza Landman in third place.

"Thank you to all the trail runners who joined us out there on the trails – it was great seeing young and old in action and enjoying some quality time together in the fresh air. We hope to see you and your loved ones back at this event next year," says Jeremy Yatt, Fedhealth principal officer.

For more information on the Fedhealth Platinum Trail Run, or to view the results, please visit [www.stillwatersports.com](http://www.stillwatersports.com).

THREE STAR POWERTRADE

PROMOTION VALID 07 - 13 JUNE 2023

PRICE LOCK

Combo Deal!

BUY ALL FOR 149<sup>99</sup>

RAINBOW FROZEN CHICKEN MIXED PORTIONS 2kg

POWER MAIZE Meal 1kg+ 2x Rainbow Chicken Mixed Portions 2kg

RAINFLOW

Excelsa Oil 2lt 64<sup>99</sup>

Selati Brown Sugar 10kg 169<sup>99</sup>

Excelsa

Marang Large Eggs 60's 112<sup>99</sup>

Biggier, Better Fresher

Beef Stew 79<sup>99</sup> p/kg

Chicken Drumsticks 46<sup>99</sup> p/kg

Beef T-Bone 79<sup>99</sup> p/kg

Chicken Leg Quarters 44<sup>99</sup> p/kg

Paw Paw BUY 2 FOR 25<sup>00</sup>

Freddy Hirsch Legacy Boerewors 89<sup>99</sup> p/kg

Boerewors Rolls Friday and Saturday 10<sup>00</sup>

POTATOES BUY BOTH FOR 420<sup>00</sup>

Beef Stew 5kg+ Potatoes 4kg

Kellogg's Corn Flakes 1kg 59<sup>99</sup>

DOUGLASDALE Full Cream Fresh Milk 2lt 26<sup>99</sup>

UNITED FULL CREAM MILK 1.5L 92<sup>99</sup>

ELLIS BROWN CREAMER BUY 2 FOR 79.99 (R39.99 EACH)

Surf Washing Powder 2kg 49<sup>99</sup>

Potatoes 2kg+ Butternut 3kg BUY BOTH FOR 45<sup>00</sup>

Ecana Pak 35<sup>00</sup>

Apples Asst 1.5kg 29<sup>99</sup>

Oranges Bag

Bring Strip In-Store To Receive Your Free Save A Lot Carry Bag

CNR HEFER STR & TUIN STR. OOS EINDE. RUSTENBURG. TEL: 014 596 5066

TRADING HOURS: MON-THU: 07:00-17:30, FRI: 07:00-18:00, PUBLIC HOLIDAYS & SAT: 07:00-14:30, SUN: CLOSED.

SEND US A WHATSAPP ON 060 311 2624 & RECEIVE OUR WEEKLY SPECIALS

WE RESERVE THE RIGHT TO LIMIT QUANTITIES. VALID WHILE STOCKS LAST. PICTURES ARE FOR ILLUSTRATION PURPOSES. ALL PRICES INCLUDE VAT, E & OE